



Jawaharlal Nehru Technological University Anantapur

(Established by Govt. of A.P., Act. No. 30 of 2008)

Ananthapuramu–515 002 (A.P) India

III & IV year B.Tech Course Structures and Syllabi under R19 Regulations

JNTUA Curriculum
Information Technology B. Tech Course Structure

III & IV Year Course Structure & Syllabus

Semester - 5 (Theory - 6, Lab - 3)					
S.No	Course No	Course Name	Category	L-T-P	Credits
1.	19A05504T	Computer Networks	PC	3-0-0	3
2.	19A05502T	Artificial Intelligence	PC	3-0-0	3
3.	19A05503T	Object Oriented Analysis Design & Testing	PC	2-0-0	2
4.	19A52601T	English Communications	OE	3-0-0	3
5.		Professional Elective-I	PE	3-0-0	3
	19A05602T	Big Data Analytics			
	19A05702T	Software Testing			
	19A12501	No SQL Databases			
6.		Open Elective-I	OE	3-0-0	3
	19A01506a	Experimental stress analysis.			
	19A01506b	Building Technology			
	19A02506a	Electrical Engineering Materials			
	19A03506a	Introduction to Hybrid and Electric Vehicles			
	19A03506b	Rapid Prototyping			
	19A04506a	Analog Electronics			
	19A04506b	Digital Electronics			
	19A05506a	Computer Graphics and Multimedia Animation			
	19A05506b	Free and Open Sources Systems			
	19A27506a	Brewing Technology			
	19A27506b	Computer Applications in Food Technology			
	19A54506a	Optimization Techniques			
	19A52506a	Technical Communication and Presentation Skills			
7.	19A05504P	Computer Networks Lab	PC	0-0-3	1.5
8.	19A05503P	Object Oriented Analysis Design & Testing Lab	PC	0-0-2	1.0
9.	19A52601P	English Communications	PC	0-0-3	1.5
10.	19A12502	Socially Relevant Project	PR	-----	0.5
11.	19A99501	Mandatory course: Constitution of India	MC	3-0-0	0
Total					21.5

Semester - 6 (Theory - 6, Lab - 2)					
S.No	Course No	Course Name	Category	L-T-P	Credits
1.	19A12601T	Web Technologies	PC	2-1-0	3
2.	19A05603a	Systems Software and Compiler Design	PC	3-0-0	3
3.	19A12602T	Data warehousing and Data mining	PC	3-0-0	3
4.	19A12603 19A05603b 19A05603c	Professional Elective-II Cryptography & Network Security Machine Learning Design Patterns	PE	3-0-0	3
5.	19A01604a 19A01604b 19A02604a 19A02604b 19A03604a 19A03604b 19A04604a 19A04604b 19A05604a 19A05604b 19A27604a 19A27604b 19A54604a 19A52604a	Open Elective-II Industrial waste and waste water management. Building Services & Maintenance Industrial Automation System Reliability Concepts Introduction to Mechatronics Optimization techniques through MATLAB Basics of VLSI Principles of Communication Systems Fundamentals of VR/AR/MR Data Science Food Toxicology Food Plant Equipment Design Wavelet Transforms & its applications Soft Skills	OE	3-0-0	3
6.	19A52602a 19A52602b 19A52602c 19A52602d 19A52602e	Humanities Elective-I Entrepreneurship & Incubation Managerial Economics And Financial Analysis Business Ethics And Corporate Governance Enterprise Resource Planning Supply Chain Management	HE	3-0-0	3
7.	19A12601P	Web Technologies Lab	PC	0-0-3	1.5
8.	19A12602P	Data warehousing and Data mining Lab	PC	0-0-3	1.5
9.	19A12604	Socially Relevant Project	PR	-----	0.5
10.	19A99601	Mandatory Course: Research Methodology	MC	3-0-0	0
				Total	21.5

Semester – 7 (Theory - 5, Labs -2 & Project – 1)					
S.No	Course No	Course Name	Category	L-T-P	Credits
1.	19A05701T	Internet of Things	PC	2-1-0	3
2.	19A05505c	Mobile Application Development	PC	2-1-0	3
3.	19A05703a 19A05703b 19A05703c	Professional Elective-III Cloud Computing Natural Language Processing Agile Methodologies	PE	3-0-0	3
4.	19A01704a 19A01704b 19A02704a 19A02704b 19A03704a 19A03704b 19A04704a 19A04704b 19A05704a 19A05704b 19A27704a 19A27704b 19A54704a	Open Elective-III Air pollution and control. Basics of civil Engineering Renewable Energy Systems Electric Vehicle Engineering Finite element methods Product Marketing Introduction to Microcontrollers & Applications Principles of Digital Signal Processing Fundamentals of Game Development Cyber Security Corporate Governance in Food Industries Process Technology for Convenience & RTE Foods Numerical Methods for Engineers (ECE , CSE, IT &CE)	OE	3-0-0	3
5.	19A52701a 19A52701b 19A52701c 19A52701d 19A52701e	Humanities Elective-II Organizational Behavior Management Science Business Environment Strategic Management E-Business	HS	3-0-0	3
6.	19A12701	Mobile Application Development Lab	PC	0-0-3	1.5
7.	19A05701P	Internet of Things Lab	PC	0-0-3	1.5
8.	19A05705	Project*	PR	-----	2
9.	19A05706	Industrial Training/Skill Development/Research Project*	PR	-----	1.5
				Total	21.5

Semester – 8 (Theory - 2, Project – 1)					
S.No	Course No	Course Name	Category	L-T-P	Credits
1.	19A05801a 19A05801b 19A05801c	Professional Elective-IV Dev Ops Deep Learning Adhoc & Sensor Networks	PE	3-0-0	3
2.	19A01802a 19A01802b 19A02802a 19A02802b 19A03802a 19A03802b 19A04802a 19A04802b 19A04802c 19A04802d 19A05802a 19A05802b 19A27802a 19A27802b 19A54802a	Open Elective-IV Disaster Management. Global Warming and climate changes IoT Applications in Electrical Engineering Smart Electric Grid Energy conservation and management Non destructive testing Introduction to Image Processing Principles of Cellular and Mobile Communications Industrial Electronics Electronic Instrumentation Block Chain Technology and Applications MEAN Stack Technology Food Plants Utilities & Services Nutraceuticals & Functional Foods Mathematical Modeling & Simulation	OE	3-0-0	
3.	19A05803	Project	PR	-----	7
				Total	13

(19A05504T) COMPUTER NETWORKS

(Common to CSE & IT)

Course Objectives:

This course is designed to:

- Understand the basic concepts of Computer Networks.
- Introduce the layered approach for design of computer networks
- Familiarize with the applications of Internet
- Explore the network protocols used in Internet environment
- Explain the format of headers of IP, TCP and UDP
- Elucidate the design issues for a computer network

Unit – 1: Computer Networks and the Internet

What is the Internet?, The Network Edge, The Network Core, Delay, Loss, and Throughput in Packet-Switched Networks, Protocol Layers and their Service Models, Networks under attack, History of Computer Networking and the Internet

Learning Outcomes:

At the end of the unit, students will be able to:

- Enumerate the hardware components of a computer network (L1)
- List the layers of a Computer Network (L1)
- Identify the performance metrics of a computer network (L3)

Unit – 2: Application Layer

Principles of Network Applications, The web and HTTP, File transfer: FTP, Electronic mail in the internet, DNS-The Internet's Directory Service, Peer-to-Peer Applications

Learning outcomes:

At the end of the unit, students will be able to:

- Design new applications of a computer network (L6)
- Analyze the application protocols (L4)
- Extend the existing applications (L2)

Unit – 3 : Transport Layer

Introduction and Transport-Layer Services, Multiplexing and De-multiplexing, Connectionless Transport: UDP, Principles of Reliable Data transfer, Connection-Oriented Transport: TCP, Principles of Congestion Control, TCP Congestion Control

Learning outcomes:

At the end of the unit, students will be able to:

- Design Congestion control algorithms (L6)
- Select the appropriate transport protocol for an application (L3)
- Identify the transport layer services (L3)

Unit – 4 :The Network Layer

Introduction, Virtual Circuit and Datagram Networks, The Internet Protocol(IP): Forwarding and Addressing in the Internet, Routing Algorithms, Routing in the Internet, Broadcast and Multicast Routing

Learning outcomes:

At the end of the unit, students will be able to:

- Compare routing algorithms (L4)
- Design routing algorithms (L6)
- Extend the existing routing protocols (L2)

Unit – 5 :The Layer: Links, Access Networks, and LANs

Introduction to the Link Layer, Error-Detection and Correction Techniques, Multiple Access Links and Protocols, Switched Local Area Networks, Link Virtualization: A Network as a Link Layer, Data Center Networking, Retrospective: A Day in the Life of a Web Page Request

Learning outcomes:

At the end of the unit, students will be able to:

- Compare medium access protocols (L4)
- Classify the computer networks (L2)
- Design a Data Centre for an organization (L6)

Course Outcomes:

Upon completion of the course, the students should be able to:

1. Identify the software and hardware components of a Computer network (L3)
2. Develop new routing, and congestion control algorithms (L3)
3. Assess critically the existing routing protocols (L5)
4. Explain the functionality of each layer of a computer network (L2)
5. Choose the appropriate transport protocol based on the application requirements (L3)

Text Books:

1. James F. Kurose, Keith W. Ross, "Computer Networking: A Top-Down Approach", 6th edition, Pearson, 2019.

References:

1. Forouzan, "Datacommunications and Networking", 5th Edition, McGraw Hill Publication.
2. Andrew S.Tanenbaum, David j.wetherall, "Computer Networks", 5th Edition, PEARSON.
3. Youlu Zheng, Shakil Akthar, "Networks for Computer Scientists and Engineers", Oxford Publishers, 2016.

(19A05502T) ARTIFICIAL INTELLIGENCE
(Common to CSE & IT)

Course Objectives:

This course is designed to:

- Define Artificial Intelligence and establish the cultural background for study
- Understand various learning algorithms
- Explore the searching and optimization techniques for problem solving
- Provide basic knowledge on Natural Language Processing and Robotics

Unit – I: Introduction: What is AI, Foundations of AI, History of AI, The State of Art.

Intelligent Agents: Agents and Environments, Good Behaviour: The Concept of Rationality, The Nature of Environments, The Structure of Agents.

Learning Outcomes:

At the end of the unit, students will be able to:

- Recognize the importance of Artificial Intelligence (L1)
- Identify how intelligent agent is related to its environment (L2)
- Build an Intelligent agent (L3)

Unit – II: Solving Problems by searching: Problem Solving Agents, Example problems, Searching for Solutions, Uninformed Search Strategies, Informed search strategies, Heuristic Functions, Beyond Classical Search: Local Search Algorithms and Optimization Problems, Local Search in Continuous Spaces, Searching with Nondeterministic Actions, Searching with partial observations, online search agents and unknown environments.

Learning Outcomes:

At the end of the unit, students will be able to:

- Explain how an agent can formulate an appropriate view of the problem it faces. (L2)
- Solve the problems by systematically generating new states (L2)
- Derive new representations about the world using process of inference (L5)

Unit – III: Reinforcement Learning: Introduction, Passive Reinforcement Learning, Active Reinforcement Learning, Generalization in Reinforcement Learning, Policy Search, applications of RL

Natural Language Processing: Language Models, Text Classification, Information Retrieval, Information Extraction.

Learning Outcomes:

At the end of the unit, students will be able to:

- Examine how an agent can learn from success and failure, reward and punishment. (L5)

- Develop programs that make queries to a database, extract information from texts, and retrieve relevant documents from a collection using Natural Language Processing. (L6)

Unit-IV: Natural Language for Communication: Phrase structure grammars, Syntactic Analysis, Augmented Grammars and semantic Interpretation, Machine Translation, Speech Recognition

Perception: Image Formation, Early Image Processing Operations, Object Recognition by appearance, Reconstructing the 3D World, Object Recognition from Structural information, Using Vision.

Learning Outcomes:

At the end of the unit, students will be able to:

- Develop programs that translate from one language to another, or recognize spoken words. (L6)
- Explain the techniques that provide robust object recognition in restricted context.(L2)

Unit-V: Robotics: Introduction, Robot Hardware, Robotic Perception, Planning to move, planning uncertain movements, Moving, Robotic software architectures, application domains

Philosophical foundations: Weak AI, Strong AI, Ethics and Risks of AI, Agent Components, Agent Architectures, Are we going in the right direction, What if AI does succeed.

Learning Outcomes:

At the end of the unit, students will be able to:

- Explain the role of Robot in various applications. (L2)
- List the main philosophical issues in AI. (L1)

Course outcomes:

Upon completion of the course, the students should be able to:

- Apply searching techniques for solving a problem (L3)
- Design Intelligent Agents (L6)
- Develop Natural Language Interface for Machines (L6)
- Design mini robots (L6)
- Summarize past, present and future of Artificial Intelligence (L5)

Textbook:

1. Stuart J.Russell, Peter Norvig, “Artificial Intelligence A Modern Approach”, 3rd Edition, Pearson Education, 2019.

References:

1. Nilsson, Nils J., and Nils Johan Nilsson. Artificial intelligence: a new synthesis. Morgan Kaufmann, 1998.
2. Johnson, Benny G., Fred Phillips, and Linda G. Chase. "An intelligent tutoring system for the accounting cycle: Enhancing textbook homework with artificial intelligence." Journal of Accounting Education 27.1 (2009): 30-39.

(19A05602T) OBJECT-ORIENTED ANALYSIS DESIGN AND TESTING
(Common to CSE & IT)

Course Objectives:

This course is designed to:

- Understand the basic concepts of object-oriented techniques
- Build the Model of the software system using UML diagrams
- Elucidate design patterns as templates for good design
- Learn the object-oriented methodology in software design
- Explore testing techniques for object-oriented software

Unit – 1: Basic concepts

Basic concepts: objects, classes, abstract classes, data types, ADT, encapsulation and information hiding, inheritance, association, aggregation, composition, polymorphism, dynamic binding, object-oriented principles.

Learning Outcomes:

At the end of the unit, students will be able to:

- Recognize basic issues of object-orientation (L2)
- Identify class relations from problem statements (L4)
- Construct basic principles of object-orientation (L6)

Unit – 2: Modelling Using UML

UML Diagrams: Use case diagrams, class diagrams, various relationships among classes: generalization, association, aggregation, composition, inheritance, dependency etc., object diagram, UML packages, activity diagram, state machine diagram, sequence diagram, communication diagram, interaction overview diagram, component diagram, deployment diagram, UML 2 diagrams.

Learning outcomes:

At the end of the unit, students will be able to:

- Describe the basic syntax and semantics of UML (L2)
- Develop modeling of the user's view using use case diagrams (L3)
- Design class diagram and object-diagrams (L6)
- Summarize behavioral modeling of a given problem using sequence diagram, collaboration diagram, and state chart diagram (L2)

Unit – 3: Design Patterns

Basic pattern concepts, Types of patterns, some common design patterns such as Expert, Creator, Façade, MVS, MVC, Publish-Subscribe, Observer, Proxy etc.

Learning outcomes

At the end of the unit, students will be able to:

- Identify the basic issues in reusable design (L4)
- Recognize the basic design patterns (L2)

Unit – 4: Designing using UML

Overview of OOAD methodology, Use case model development, Domain modelling, Identification of entity objects, Brooch's object identification method, Interaction modelling, CRC cards, Applications of the analysis and design process, object-oriented design principles. OOD goodness criteria, CK Metrics, LK Metrics, MOOD Metrics, Code Refactoring

Learning outcomes:

At the end of the unit, students will be able to:

- Interpret domain modeling (L2)
- Develop sequence diagram for any given use case (L3)
- Design class diagram for a given problem (L6)

Unit – 5 : Testing Object Oriented Software

Challenges in testing object-oriented software, Implications of object-oriented Features in testing object-oriented software, Importance of grey-box testing of object-oriented software, Coverage analysis, State-based testing, Class testing, Fault-Based Testing, Scenario-Based Test Design, Integration Testing: Thread-based integration Strategies, Use-based integration Strategies, Cluster Testing, Validation Testing, System Testing, Testing tools.

Learning outcomes:

At the end of the unit, students will be able to:

- Design unit test cases (L6)
- Design integration test cases (L6)
- Select appropriate tool to carry out testing (L2)

Course outcomes:

Upon completion of the course, the students should be able to:

- Analyze the problem from object oriented perspective (L4)
- Model complex systems using UML Diagrams (L3)
- Choose the suitable design patterns in software design (L5)
- Adapt Object-Oriented Design Principles (L6)
- Identify the challenges in testing object-oriented software. (L3)

Text Book:

1. Rajib Mall, “Fundamentals of Software Engineering”, 5th Edition, PHI, 2018

Reference Books:

1. Rumbaugh and Blaha, Object-oriented Modeling and design with UML, Pearson, 2007
2. Bernd Bruegge and, Allen H. Dutoit, Object-Oriented Software Engineering Using UML, Patterns, and Java, Pearson, 2009

(19A52601T) ENGLISH LANGUAGE SKILLS

Introduction

The course is designed to train students in receptive (listening and reading) as well as productive and interactive (speaking and writing) skills by incorporating a comprehensive, coherent and integrated approach that improves the learners' ability to effectively use English language skills in academic/ workplace contexts. The shift is from learning about the language to using the language. They should be able to express themselves clearly in speech and competently handle the writing tasks and verbal ability component of campus placement tests. Activity based teaching-learning methods would be adopted to ensure that learners would engage in actual use of language both in the classroom and laboratory sessions.

Course Objectives

- Facilitate active listening to enable inferential learning through expert lectures and talks
- Impart critical reading strategies for comprehension of complex texts
- Provide training and opportunities to develop fluency in English through participation in formal group discussions and presentations using audio-visual aids
- Demonstrate good writing skills for effective paraphrasing, argumentative essays and formal correspondence
- Encourage use of a wide range of grammatical structures and vocabulary in speech and writing

UNIT - I

Text:

1. **Lines Composed a Few Miles above Tintern Abbey - William Wordsworth**
2. **The Lotos-Eaters - Alfred Tennyson**

Listening: Listening to famous speeches for structure and style

Speaking: Oral presentations on general topics of interest.

Reading: Reading for meaning and pleasure – reading between the lines.

Writing: Appreciating and analyzing a poem –Paraphrasing, note-taking.

Grammar and Vocabulary: Tenses (Advanced Level) Correcting errors in punctuation -Word roots and affixes.

Learning Outcomes

At the end of the module, the learners will be able to

- Understand the purpose of rhythm and rhyme and the use of figures of speech in making the presentation lively and attractive

- Apply the knowledge of structure and style in a presentation, identify the audience and make note of key points
- Make formal structured presentations on general topics using grammatical understanding
- Prioritize information from reading texts after selecting relevant and useful points
- Paraphrase short academic texts using suitable strategies and conventions

UNIT-II

Text: The Model Millionaire – Oscar Wilde

Listening: Following the development of theme; answering questions on key concepts after listening to stories online.

Speaking: Narrating personal experiences and opinions.

Reading: Reading for summarizing and paraphrasing; recognizing the difference between facts and opinions.

Writing: Summarizing, précis writing, letter and note-making

Grammar and Vocabulary: Subject-verb agreement, noun-pronoun agreement, collocations.

Learning Outcomes

At the end of the module, the learners will be able to

- Comprehend academic lectures, take notes and answer questions
- Make formal structured presentations on academic topics
- Distinguish facts from opinions while reading
- Summarize and make a précis of reports
- Use correct English avoiding common errors in formal speech and writing

UNIT – III

Text: Speech at IIM Calcutta – Azim Premji

Listening: Identifying views and opinions expressed by different speakers while listening to speeches.

Speaking: Small talks on general topics; agreeing and disagreeing, using claims and examples/ evidences for presenting views, opinions and position.

Reading: Identifying claims, evidences, views, opinions and stance/position.

Writing: Writing structured persuasive/argumentative essays on topics of general interest using suitable claims, examples and evidences.

Grammar and Vocabulary: The use of Active and passive Voice, vocabulary for academic texts

Learning Outcomes:

At the end of the module, the learners will be able to

- Critically follow and participate in a discussion
- Participate in group discussions using appropriate conventions and language strategies
- Comprehend complex texts and identify the author's purpose
- Produce logically coherent argumentative essays
- Use appropriate vocabulary to express ideas and opinions

UNIT -IV

Text: A Biography of Steve Jobs

Listening: Listening to identify important moments - Understanding inferences; processing of information using specific context clues from the audio.

Speaking: Group discussion; reaching consensus in group work (academic context).

Reading: Reading for inferential comprehension.

Writing: Applying for internship/ job - Writing one's CV/Resume and cover letter.

Grammar and Vocabulary: Phrasal verbs, phrasal prepositions and technical vocabulary.

Learning Outcomes:

At the end of the module, the learners will be able to:

- Draw inferences and conclusions using prior knowledge and verbal cues
- Express thoughts and ideas with acceptable accuracy and fluency
- Develop advanced reading skills for deeper understanding of texts
- Prepare a cv and write a cover letter to seek internship/ job
- Understand the use of technical vocabulary in academic writing

UNIT -V

Text: How I Became a Public Speaker - George Bernard Shaw

Listening: Understanding inferences - processing of explicit information presented in the text and implicit information inferable from the text or from previous/background knowledge.

Speaking: Formal team presentations on academic/ general topics.

Reading: Intensive and extensive reading.

Writing: Structure and contents of a Report – Abstract – Project report features.

Grammar and Vocabulary: Correcting common errors, improving vocabulary and avoiding clichés and jargons.

Learning Outcomes:

At the end of the module, the learners will be able to

- Develop advanced listening skills for in-depth understanding of academic texts
- Collaborate with a partner to make effective presentations
- Understand and apply the structure of project reports
- Demonstrate ability to use grammatically correct structures and a wide range of vocabulary

Course Outcomes

At the end of the course, the learners will be able to

- Understand the context, topic, and pieces of specific information from social or transactional dialogues spoken by native speakers of English
- Apply grammatical structures to formulate sentences and correct word forms
- Analyze discourse markers to speak clearly on a specific topic in informal discussions

- Evaluate reading/listening texts and to write summaries based on global comprehension of these texts.
- Create a coherent paragraph interpreting a figure/graph/chart/table

Prescribed Book

1. Forging Ahead: A Course Book for B.Tech Students. Orient BlackSwan, 2020.

Reference Books

1. Bailey, Stephen. "Academic writing: A handbook for international students". Routledge, 2014.
2. Chase, Becky Tarver. Pathways: "Listening, Speaking and Critical Thinking" , Heinley ELT; 2nd Edition, 2018.
3. Skillful Level 2 Reading & Writing Student's Book Pack (B1) Macmillan Educational.
4. Hewings, Martin. "Cambridge Academic English (B2)". CUP, 2012. (Student Book, Teacher Resource Book, CD & DVD)

(19A05503T) BIG DATA ANALYTICS
(Professional Elective-I)
(Common to CSE & IT)

The course is designed to

- Understand the basic concepts and importance of Big Data
- Familiarize with the installation of Hadoop and how to analyze the Big Data
- Understand the design concepts of HDFS
- Provide good insight for developing a MapReduce applications
- Understand Hadoop environment.
- Explore the concepts of Pig, Hive, Spark and HBase

UNIT-I

Introduction to Big Data:What is Big Data? Why Big Data is Important? Meet Hadoop, Data, Data Storage and Analysis, Comparison with other systems, History of Apache Hadoop, Hadoop Ecosystem, VMWare Installation of Hadoop. Analyzing the Data with Hadoop, Scaling Out.

Learning Outcomes:

At the end of the unit, students will be able to:

- Identify the characteristics of datasets. (L3)
- Compare trivial data and big data for various applications. (L4)
- Choose and implement various ways of selecting suitable model parameters.(L1)

UNIT- II

HDFS: The Design of HDFS, HDFS Concepts, The Command-Line Interface, Hadoop File systems, The Java Interface, Data flow.

MapReduce: Developing a MapReduce application, The Configuration API, Setting up the Development Environment, Running Locally on Test Data, Running on a Cluster

Learning Outcomes:

At the end of the unit, students will be able to:

- Understand and apply scaling up Hadoop techniques and associated technologies.(L2)
- Estimate suitable test data. (L5)
- Apply the MapReduce application on a cluster.(L3)

UNIT-III

How MapReduce Works: Anatomy of a MapReduce, Job Run, Failures, Shuffle and Sort, Task Execution.

MapReduce Types and Formats:MapReduce Types, Input formats, output formats.

Learning Outcomes:

At the end of the unit, students will be able to:

- Explore the Anatomy of MapReduce. (L5)
- Illustrate various input and output formats of MapReduce. (L2)
- List various MapReduce types.(L1)

UNIT-IV

Hadoop Environment: Setting up a Hadoop Cluster, Cluster specification, Cluster Setup and Installation, Hadoop Configuration, Security.

Pig: Installing and Running Pig, an Example, Comparison with Databases, Pig Latin, User-Defined Functions, Data Processing Operators.

Learning Outcomes:

At the end of the unit, students will be able to:

- Show the cluster setup and installation.(L2)
- Demonstrate the Configure the Hadoop.(L2)
- Compare Hadoop with various Databases.(L5)

UNIT-V

Hive: Installing Hive, Running Hive, Comparison with traditional Databases, HiveQL, Tables, Querying Data.

Spark: Installing Spark, Resilient Distributed Datasets, Shared Variables, Anatomy of a Spark Job Run.

HBase: HBasics, Installation, clients, Building an Online Query Application.

Learning Outcomes:

At the end of the unit, students will be able to:

- Explain various frameworks of Big Data. (L2)
- Compare Hive with traditional Databases.(L4)
- Learn how to build an online query application.(L1)

Course Outcomes:

Upon completion of the course, the students should be able to:

- Explain the concepts and challenges of big data (L2)
- Determine why existing technologies are inadequate to analyze the large data. (L5)
- Outline the operations viz. Collect, manage, store, query, and analyze various forms of big data. (L2)
- Apply large-scale analytic tools to solve some of the open big data problems. (L3)
- Analyze the impact of big data for business decisions and strategies.(L4)
- Design different big data applications. (L6)

Text Books:

1. Tom White, “Hadoop: The Definitive Guide”Fourth Edition, O’reilly Media, 2015.
2. Big Data, Big Analytics: Emerging business intelligence and analytic trends for today’s businesses, Michael Minnelli, Michelle Chambers, and Ambiga Dhiraj, Wiley Cio Series

Reference Books:

1. Glenn J. Myatt, Making Sense of Data , John Wiley & Sons, 2007 Pete Warden,Big Data Glossary, O’Reilly, 2011.
2. Michael Berthold, David J.Hand, Intelligent Data Analysis, Spingers, 2007.
3. Chris Eaton, Dirk DeRoos, Tom Deutsch, George Lapis, Paul Zikopoulos,Uderstanding Big Data : Analytics for Enterprise Class Hadoop and Streaming Data, McGraw Hill Publishing, 2012.
4. Anand Rajaraman and Jeffrey David Ullman, Mining of Massive Datasets Cambridge University Press, 2012.

(19A05702T) SOFTWARE TESTING
(Professional Elective-I)

Course Objectives:

This course is designed to:

- Acquire knowledge on distinct types of testing methodologies..
- Describe the principles and procedures for designing test cases.
- Understand the stages of testing from Development to acceptance testing

UNIT I

Introduction: Purpose of Testing, Dichotomies, Model for Testing, Consequences of Bugs, Taxonomy of Bugs.

Flow graphs and Path testing: Basics Concepts of Path Testing, Predicates, Path Predicates and Achievable Paths, Path Sensitizing, Path Instrumentation, Application of Path Testing.

Learning Outcomes:

At the end of the unit, students will be able to:

- Explain the purpose of Testing. (L2)
- Interpret the need of testing (L2)
- Classify different types of Bugs. (L4)

UNIT II

Transaction Flow Testing: Transaction Flows, Transaction Flow Testing Techniques.

Dataflow testing: Basics of Dataflow Testing, Strategies in Dataflow Testing, Application of Dataflow Testing.

Learning Outcomes:

At the end of the unit, students will be able to:

- Apply data flow testing (L3)
- Design Transaction flow testing (L6)
- Outline the strategies of dataflow testing. (L2)
- List the applications of dataflow testing. (L1)

UNIT III

Domain Testing: Domains and Paths, Nice & Ugly Domains, Domain testing, Domains and Interfaces Testing, Domain and Interface Testing, Domains and Testability.

Learning Outcomes:

At the end of the unit, students will be able to:

- Apply testing in various domains. (L3)

UNIT IV

Paths, Path products and Regular expressions: Path Products & Path Expression, Reduction Procedure, Applications, Regular Expressions & Flow Anomaly Detection.

Logic Based Testing: Overview, Decision Tables, Path Expressions, KV Charts, Specifications.

Learning Outcomes:

At the end of the unit, students will be able to:

- Analyze the paths in testing.(L4)
- Design testing for checking the logic (L6)

UNIT V:

State, State Graphs and Transition Testing: State Graphs, Good & Bad State Graphs, State Testing, Testability Tips.

Graph Matrices and Application: Motivational Overview, Matrix of Graph, Relations, Power of a Matrix, Node Reduction Algorithm, Building Tools.

Learning Outcomes:

At the end of the unit, students will be able to:

- Use state graphs for testing. (L3)
- Create algorithms for node reduction (L6)

Course Outcomes:

Upon completion of the course, the students should be able to:

- Choose Test cases that are geared to discover the program defects (L5)
- Design test cases before writing code and run these tests automatically (L6)
- Formulate test cases for testing different programming constructs .(L6)
- Test the applications using different testing methods and automation tools.(L3)

Text Books:

1. Boris Beizer, "Software testing techniques", Dreamtech, second edition, 2002.

Reference Books :

1. Brian Marick, "The craft of software testing", Pearson Education.
2. Yogesh Singh, "Software Testing", Camebridge
3. P.C. Jorgensen, "Software Testing" 3rd edition, Aurbach Publications (Dist.by SPD).
4. N.Chauhan, "Software Testing", Oxford University Press.
5. P.Ammann&J.Offutt, "Introduction to Software Testing" , Cambridge Univ. Press.
6. Perry, "Effective methods of Software Testing", John Wiley, 2nd Edition, 1999.

(19A12501b) No SQL DATABASES
(Professional Elective-I)

Course Objectives:

The course is designed to:

- Introduce No SQL and use of four types of NoSQL Databases
- Outline the three different styles of aggregate-oriented data models and how they differ.
- Understand the detailed architecture, define objects, load data, query data and performance tune Column-oriented NoSQL databases
- Improve programmer productivity by using a database that better matches an application's needs.

UNIT I

Introduction to NoSQL: Definition and Introduction, Sorted Ordered Column-Oriented Stores, Key/Value Stores, Document Databases, Graph Databases, Examining Two Simple Examples, Location Preferences Store, Car Make and Model Database, Working With Language Bindings.

Learning Outcomes:

At the end of the unit, students will be able to:

- Understand the fundamentals of NoSQL(L2)
- Examine the concepts with two simple examples(L5)

UNIT II

Interacting with NoSQL: If NoSql Then What, Language Bindings For NoSQL Data Stores, Performing Crud Operations, Creating Records, Accessing Data, Updating And Deleting Data

Learning Outcomes:

At the end of the unit, students will be able to:

- Understand language bindings for NoSQL Data Stores(L2)
- Explain how to perform various operations on Data(L2)

UNIT III

NoSQL Storage Architecture: Working With Column-Oriented Databases, Hbase Distributed Storage Architecture, Document Store Internals, Understanding Key/Value Stores in Memcached and Redis, Eventually Consistent Non-Relational Databases.

Learning Outcomes:

At the end of the unit, students will be able to:

- Demonstrate the working with Column-Oriented Databases(L2)
- Understand Key/Value Stores in Memcached and Redis(L2)

UNIT IV

NoSQL Stores: Similarities Between Sql And MongoDB Query Features, Accessing Data From Column-Oriented Databases Like Hbase, Querying Redis Data Stores, Changing Document Databases, Schema Evolution In Column-Oriented Databases, Hbase Data Import And Export, Data Evolution In Key/Value Stores.

Learning Outcomes:

At the end of the unit, students will be able to:

- List the Similarities between Sql And MongoDB Query Features(L1)
- Explore accessing Data From Column- Oriented Databases Like Hbase(L5)
- Illustrate Hbase Data Import and Export(L2)
- Demonstrate Schema evolution in Column-Oriented Databases(L2)

UNIT V

Indexing and Ordering Data Sets : Essential Concepts Behind A Database Index, Indexing And Ordering In MongoDB, Creating and Using Indexes In MongoDB, Indexing And Ordering In Couchdb, Indexing In Apache Cassandra.

Learning Outcomes:

At the end of the unit, students will be able to:

- Learn essential concepts behind a Database index (L1)
- Compare indexing and ordering in MongoDB, Couchdb and Apache Cassandra (L4)

Course Outcomes:

After the completion of the course, student will be able to

- Identify type of NoSQL database to implement business requirements(L3)
- Apply NoSQL data modeling from application specific queries(L3)
- Demonstrate Atomic Aggregates and de-normalization as data modelling techniques to optimize query processing(L2)
- Improve data access performance via some combination of handling larger data volumes, reducing latency, and improving throughput(L6)
- Separate parts of applications into services which allows you to introduce NoSQL into an existing application(L6)

Text Books:

- 1) Pramod Sadalage and Martin Fowler, NoSQL Distilled, Addison-Wesley Professional, 2012.
- 2) Dan McCreary and Ann Kelly, Making Sense of NoSQL, Manning Publications, 2013.

Reference Books:

- 1) Shashank Tiwari, Professional NoSQL, Wrox Press, Wiley, 2011, ISBN:978-0-470-94224-6
- 2) Gaurav Vaish, Getting Started with NoSQL, Packt Publishing, 2013.

(19A01506a) EXPERIMENTAL STRESS ANALYSIS
OPEN ELECTIVE-I

Course Objective:

To bring awareness on experimental method of finding the response of the structure to different types of load.

- Demonstrates principles of experimental approach.
- Teaches regarding the working principles of various strain gauges.
- Throws knowledge on strain rosettes and principles of non destructive testing of concrete.
- Gives an insight into the principles of photo elasticity.

UNIT-I

PRINCIPLES OF EXPERIMENTAL APPROACH: - Merits of Experimental Analysis Introduction, uses of experimental stress analysis advantages of experimental stress analysis, Different methods –Simplification of problems.

Learning outcomes:

At the end of the unit, students will be able to:

- Demonstrate the merits and principles of experimental approach
- Give an insight into the uses and advantages of experimental stress analysis

UNIT-II

STRAIN MEASUREMENT USING STRAIN GAUGES: - Definition of strain and its relation of experimental Determinations Properties of Strain Gauge Systems-Types of Strain Gauges –Mechanical, Acoustic and Optical Strain Gauges. Introduction to Electrical strain gauges - Inductance strain gauges – LVDT – Resistance strain gauges – various types –Gauge factor – Materials of adhesion base.

Learning outcomes:

At the end of the unit, students will be able to:

- Introduce various strain gauge systems and their properties
- Give information regarding the gauge factor and materials of adhesion bases

UNIT-III

STRAIN ROSSETTES AND NON – DESTRUCTIVE TESTING OF CONCRETE:- Introduction – the three elements Rectangular Rosette – The Delta Rosette Corrections for Transverse Strain Gauge. Ultrasonic Pulse Velocity method –Application to Concrete. Hammer Test – Application to Concrete.

Learning outcomes:

At the end of the unit, students will be able to:

- Introduces various strain rosettes and corrections for strain gauges
- Gives an insight into the destructive and non destructive testing of concrete

UNIT-IV

THEORY OF PHOTOELASTICITY: - Introduction –Temporary Double refraction – The stress Optic Law – Effects of stressed model in a polariscope for various arrangements – Fringe Sharpening. Brewster's Stress Optic law.

Learning outcomes:

At the end of the unit, students will be able to:

- Introduces stress optic laws.
- Gives the arrangements and working principles of polariscope.

UNIT-V

TWO DIMENSIONAL PHOTOELASTICITY: - Introduction – Iso-chromatic Fringe patterns- Isoclinic Fringe patterns passage of light through plane Polariscope and Circular polariscope Isoclinic Fringe patterns – Compensation techniques – Calibration methods – Separation methods – Scaling Model to prototype Stresses – Materials for photo – Elasticity Properties of Photoelastic Materials.

Learning outcomes:

At the end of the unit, students will be able to:

- Introduces the understanding of different fringe patterns.
- Introduces model analysis and properties of photo elastic materials.

Course Outcomes:

After completion of the course

- The student will be able to understand different methods of experimental stress analysis
- The student will be able to understand the use of strain gauges for measurement of strain
- The student will be exposed to different Non destructive methods of concrete
- The student will be able to understand the theory of photo elasticity and its applications in analysis of structures

TEXT BOOKS:-

1. J.W.Dally and W.F.Riley, "Experimental stress analysis College House Enterprises"
2. Dr.Sadhu Singh, "Experimental stress analysis", khanna Publishers

REFERENCE BOOKS:

1. U.C.Jindal, "Experimental Stress analysis", Pearson Publications.
2. L.S.Srinath, "Experimental Stress Analysis", MC.Graw Hill Company Publishers.

(19A01506b) BUILDING TECHNOLOGY
OPEN ELECTIVE-I

Course Objectives:

- To impart to know different types of buildings, principles and planning of the buildings.
- To identify the termite control measure in buildings, and importance of grouping circulation, lighting and ventilation aspects in buildings.
- To know the different modes of vertical transportation in buildings.
- To know the utilization of prefabricated structural elements in buildings.
- To know the importance of acoustics in planning and designing of buildings.

UNIT-I

Overview of the course, basic definitions, buildings-types-components- economy and design-principles of planning of buildings and their importance. Definitions and importance of grouping and circulation-lighting and ventilation-consideration of the above aspects during planning of building.

Learning outcomes:

At the end of the unit, students will be able to:

- To be able to plan the building with economy and according to functional requirement.

UNIT-II

Termite proofing: Inspection-control measures and precautions- lighting protection of buildings-general principles of design of openings-various types of fire protection measures to be considered while planning a building.

Learning outcomes:

At the end of the unit, students will be able to:

- Able to know the termite proofing technique to the building and protection from lightening effects.
- To be able to know the fire protection measure that are to be adopted while planning a building.

UNIT-III

Vertical transportation in a building: Types of vertical transportation-stairs-different forms of stairs- planning of stairs- other modes of vertical transportation – lifts-ramps-escalators.

Learning outcomes:

At the end of the unit, students will be able to:

- To be able to know the different modes of vertical transportation and their suitability

UNIT-IV

Prefabrication systems in residential buildings- walls-openings-cupboards-shelves etc., planning and modules and sizes of components in prefabrication. Planning and designing of residential buildings against the earthquake forces, principles, seismic forces and their effect on buildings.

Learning outcomes:

At the end of the unit, students will be able to:

- Identify the adoption of prefabricated elements in the building.
- Know the effect of seismic forces on buildings

UNIT-V

Acoustics – effect of noise – properties of noise and its measurements, principles of acoustics of building. Sound insulation- importance and measures.

Learning outcomes:

At the end of the unit, students will be able to:

- To know the effect of noise, its measurement and its insulation in planning the buildings

Course Outcomes:

After completion of the course the student will be able to

- Understand the principles in planning and design the buildings.
- Know the different methods of termite proofing in buildings.
- Know the different methods of vertical transportation in buildings.
- Know the implementation of prefabricated units in buildings and effect of earthquake on buildings.
- Know the importance of acoustics in planning and designing of buildings.

TEXT BOOKS :

1. Varghese, “Building construction”, PHI Learning Private Limited.
2. Punmia.B.C, “Building construction”, Jain.A.K and Jain.A.K Laxmi Publications.
3. S.P.Arora and S.P.Brndra “Building construction”, Dhanpat Rai and Sons Publications, New Delhi
4. “Building construction-Technical teachers training institute”, Madras, Tata McGraw Hill.

REFERENCE BOOKS:

1. National Building Code of India, Bureau of Indian Standards

**(19A02506a) ELECTRICAL ENGINEERING MATERIALS
(OPEN ELECTIVE-I)**

Course Objectives:

To make the students learn about

- Classification of materials.
- Properties of materials and its applications.
- Domestic wiring and earthing

UNIT-I Conducting Materials

Introduction – classification of materials – Metals and Non metals, physical, thermal, mechanical and electrical properties of materials – classification of electrical materials – concept of atom – electron configuration of atom, conductors, general properties of conductors, factors effecting resistivity of electrical materials – electrical/mechanical/thermal properties of copper, aluminum, iron, steel, lead, tin and their alloys – applications.

Learning outcomes:

At the end of the unit, students will be able to:

- Understand the classification of conducting materials.
- Analyze the properties of different conducting materials
- Apply the materials where it is applicable
- Know about electron configuration of atom

UNIT-II Dielectric and High Resistivity Materials

Introduction – solid, liquid and gaseous dielectrics, leakage current, permittivity, dielectric constant, dielectric loss – loss angle – loss constant, Breakdown voltage and dielectric strength of – solid, liquid and gaseous dielectrics, effect of break down– electrical and thermal effects, Polarization – electric, ionic and dipolar polarization. Effect of temperature and Frequency on dielectric constant of polar dielectrics. High Resistivity materials – electrical / thermal / mechanical properties of Manganin, Constantan, Nichrome, Tungsten, Carbon and Graphite and their applications in electrical equipment.

Learning outcomes:

At the end of the unit, students will be able to:

- Understand the classification of dielectric and high resistivity materials.
- Analyze the properties of dielectric and high resistivity materials
- Understand about concept of polarization and dipolar polarization
- Apply the materials where it is applicable

UNIT-III Solid Insulating Materials

Introduction – characteristics of a good electrical insulating materials – classification of insulating materials – electrical, thermal, chemical and mechanical properties of solid insulating materials - Asbestos, Bakelite, rubber, plastics, thermo plastics. Resins, polystyrene, PVC, porcelain, glass, cotton and paper.

Learning outcomes:

At the end of the unit, students will be able to:

- Understand about various characteristics of solid insulating materials
- Understand the classification of solid insulating materials.
- Analyze the properties of solid insulating materials
- Apply the materials where it is applicable

UNIT-IV Liquid & Gas Insulating Materials

Liquid insulating materials – Mineral oils, synthetic liquids, fluorinated liquids – Electrical, thermal and chemical properties – transformer oil – properties – effect of moisture on insulation properties Gaseous insulators – classification based on dielectric strength – dielectric loss, chemical stability properties and their applications.

Unit Outcomes:

At the end of the unit, the student will be able to

- Understand the classification of liquid insulating materials.
- Analyze the properties of liquid insulating materials
- Apply the materials where it is applicable
- Understand about properties and classification of gaseous insulators

UNIT-V Domestic Wiring

Wiring materials and accessories – Types of wiring – Types of Switches - Specification of Wiring – Stair case wiring - Fluorescent lamp wiring- Godown wiring – Basics of Earthing – single phase wiring layout for a residential building.

Learning Outcomes:

At the end of the unit, the student will be able to

- Understand about wiring materials and accessories
- Understand about earthing and wiring layout of domestic buildings
- Design and develop Residential wiring
- Know about godown wiring

Course Outcomes:

After completing the course, the student should be able to:

- Understand the classification of materials, domestic wiring materials and earthing.
- Analyze the properties of different electrical materials
- Apply where the materials are applicable based on properties of materials

- Design and develop Residential wiring, godown wiring and earthing.

Text Books:

1. G.K. Mithal, “Electrical Engineering Materials”, Khanna publishers, 2nd edition, 1991.
2. R.K. Rajput, A course in “Electrical Engineering Materials”, Laxmi publications, 2009.

Reference Books:

1. C.S. Indulkar and S. Thiruvengadam, “An Introduction to Electrical Engineering Materials” S Chand & Company, 2008.
2. Technical Teachers Training Institute, “Electrical engineering Materials”, 1st Edition, Madras, McGraw Hill Education, 2004.
3. by S.P. Seth, “A course in Electrical Engineering Materials Physics Properties & Applications”, Dhanapat Rai & Sons Publications, 2018.

(19A03506a) INTRODUCTION TO HYBRID AND ELECTRIC VEHICLES
OPEN ELECTIVE-I

Course Objectives:

- Provide good foundation on hybrid and electrical vehicles.
- To address the underlying concepts and methods behind power transmission in hybrid and electrical vehicles.
- Familiarize energy storage systems for electrical and hybrid transportation.
- To design and develop basic schemes of electric vehicles and hybrid electric vehicles.

UNIT I: Electric Vehicle Propulsion and Energy Sources

Introduction to electric vehicles, vehicle mechanics - kinetics and dynamics, roadway fundamentals propulsion system design - force velocity characteristics, calculation of tractive power and energy required, electric vehicle power source - battery capacity, state of charge and discharge, specific energy, specific power, Ragone plot. battery modeling - run time battery model, first principle model, battery management system- soc measurement, battery cell balancing. Traction batteries - nickel metal hydride battery, Li-Ion, Lipolymer battery.

Learning Outcomes:

After successful completion of this unit, the students will be able to

- Summarize the concepts of electrical vehicle propulsion and energy sources. (12)
- Identify the types of power sources for electrical vehicles.(13)
- Demonstrate the design considerations for propulsion system. (12)
- Solve the problems on tractive power and energy required. (13)

UNIT II: Electric Vehicle Power Plant And Drives

Introduction electric vehicle power plants. Induction machines, permanent magnet machines, switch reluctance machines. Power electronic converters-DC/DC converters - buck boost converter, isolated DC/DC converter. Two quadrant chopper and switching modes. AC drives- PWM, current control method. Switch reluctance machine drives - voltage control, current control.

Learning Outcomes:

After successful completion of this unit, the students will be able to

- Choose a suitable drive scheme for developing an electric vehicles depending on resources.(11)
- List the various power electronic converters. (11)
- Describe the working principle dc/dc converters and buck boost convertor. (12)
- Explain about ac drives. (12)

UNIT III: Hybrid And Electric Drive Trains

Introduction hybrid electric vehicles, history and social importance, impact of modern drive trains in energy supplies. Hybrid traction and electric traction. Hybrid and electric drive train topologies. Power flow control and energy efficiency analysis, configuration and control of DC motor drives and induction motor drives, permanent magnet motor drives, switch reluctance motor drives, drive system efficiency.

Learning Outcomes:

After successful completion of this unit, the students will be able to

- Identify the social importance of hybrid vehicles. (13)
- Discuss impact of modern drive trains in energy supplies. (16)
- Compare hybrid and electric drive trains.(12)
- Analyze the power flow control and energy efficiency. (16)

UNIT IV: Electric and Hybrid Vehicles - Case Studies

Parallel hybrid, series hybrid -charge sustaining, charge depleting. Hybrid vehicle case study –Toyota Prius, Honda Insight, Chevrolet Volt. 42 V system for traction applications. Lightly hybridized vehicles and low voltage systems. Electric vehicle case study - GM EV1, Nissan Leaf, Mitsubishi Miev. Hybrid electric heavy duty vehicles, fuel cell heavy duty vehicles.

Learning Outcomes:

After successful completion of this unit, the students will be able to

- List the various electric and hybrid vehicles in the present market. (11)
- Discuss lightly hybridized vehicle and low voltage systems.(16)
- Explain about hybrid electric heavy duty vehicles and fuel cell heavy duty vehicles. (12)

UNIT V: Electric And Hybrid Vehicle Design :

Introduction to hybrid vehicle design. Matching the electric machine and the internal combustion engine. Sizing of propulsion motor, power electronics, drive system. Selection of energy storage technology, communications, supporting subsystem. Energy management strategies in hybrid and electric vehicles - energy management strategies- classification, comparison, implementation.

Learning Outcomes:

After successful completion of this unit, the students will be able to

- Illustrate matching the electric machine and the internal combustion engine. (12)
- Select the energy storage technology. (13)
- Select the size of propulsion motor. (13)
- Design and develop basic schemes of electric and hybrid electric vehicles. (13)

Course outcomes:

After learning the course the students will be able to:

- Explain the working of hybrid and electric vehicles. (12)
- Choose a suitable drive scheme for developing an hybrid and electric vehicles depending on resources. (13)
- Develop the electric propulsion unit and its control for application of electric vehicles.(13)
- Choose proper energy storage systems for vehicle applications. (13)
- Design and develop basic schemes of electric vehicles and hybrid electric vehicles.(13)

Text Books :

1. Iqbal Hussein, “Electric and Hybrid Vehicles: Design Fundamentals”, 2nd edition, CRC Press, 2003.
2. [Amir Khajepour](#), [M. Saber Fallah](#), [Avesta Goodarzi](#), “Electric and Hybrid Vehicles: Technologies, Modeling and Control - A Mechatronic Approach”, illustrated edition, John Wiley & Sons, 2014.
3. Mehrdad Ehsani, YimiGao, Sebastian E. Gay, Ali Emadi, “Modern Electric, Hybrid Electric and Fuel Cell Vehicles: Fundamentals, Theory and Design”, CRC Press, 2004.

References:

1. James Larminie, John Lowry, “Electric Vehicle Technology”, Explained, Wiley, 2003.
2. John G. Hayes, [G. Abas Goodarzi](#), “Electric Powertrain: Energy Systems, Power Electronics and Drives for Hybrid, Electric and Fuel Cell Vehicles”, 1st edition, Wiley-Blackwell, 2018.

(19A03506b) **RAPID PROTOTYPING**
OPEN ELECTIVE-I

Course Objectives:

- Familiarize techniques for processing of CAD models for rapid prototyping.
- Explain fundamentals of rapid prototyping techniques.
- Demonstrate appropriate tooling for rapid prototyping process.
- Focus Rapid prototyping techniques for reverse engineering.
- Train Various Pre – Processing, Processing and Post Processing errors in RP Processes.

UNIT – I

10 Hours

Introduction: Introduction to Prototyping, Traditional Prototyping Vs. Rapid Prototyping (RP), Need for time compression in product development, Usage of RP parts, Generic RP process, Distinction between RP and CNC, other related technologies, Classification of RP.

RP Software: Need for RP software, MIMICS, Magics, SurgiGuide, 3-matic, 3D-Doctor, Simplant, Velocity2, VoXim, SolidView, 3DView, etc., software, Preparation of CAD models, Problems with STL files, STL file manipulation, RP data formats: SLC, CLI, RPI, LEAF, IGES, HP/GL, CT, STEP.

Learning Outcomes:

At the end of the unit, the student will be able to

- Explain prototyping process. (12)
- Classify different rapid prototyping processes. (12)
- Summarize rp software's and represent a 3d model in stl format, other rp data formats. (12)

UNIT – II

8 Hours

Solid and Liquid Based RP Systems: Stereolithography (SLA): Principle, Process, Materials, Advantages, Limitations and Applications. Solid Ground Curing (SGC): Principle, Process, Materials, Advantages, Limitations, Applications.

Fusion Deposition Modeling (FDM): Principle, Process, Materials, Advantages, Limitations, Applications.

Laminated Object Manufacturing (LOM): Principle, Process, Materials, Advantages, Limitations, Applications.

Learning Outcomes:

At the end of the unit, the student will be able to

- Explain the principles, advantages, limitations and applications of Solid and Liquid based AM systems. (L2)
- Identify the materials for Solid and Liquid based AM systems. (L2)

UNIT – III

8 Hours

Powder Based RP Systems: Principle and Process of Selective Laser Sintering (SLS), Advantages, Limitations and Applications of SLS, Principle and Process of Laser Engineered Net Shaping (LENS), Advantages, Limitations and Applications of LENS, Principle and Process of Electron Beam Melting (EBM), Advantages, Limitations and Applications of EBM.

Other RP Systems: Three Dimensional Printing (3DP): Principle, Process, Advantages, Limitations and Applications. Ballistic Particle Manufacturing (BPM): Principle, Process, Advantages, Limitations, Applications. Shape Deposition Manufacturing (SDM): Principle, Process, Advantages, Limitations, Applications.

Learning Outcomes:

At the end of the unit, the student will be able to

- Explain the principles, advantages, limitations and applications of powder based AM systems. (L2)
- Understand the principles, advantages, limitations and applications of other Additive Manufacturing Systems such as 3D Printing, Ballistic Particle Manufacturing and Shape Deposition Modeling. (L2)

UNIT – IV

8 Hours

Rapid Tooling: Conventional Tooling Vs. Rapid Tooling, Classification of Rapid Tooling, Direct and Indirect Tooling Methods, Soft and Hard Tooling methods.

Reverse Engineering (RE): Meaning, Use, RE – The Generic Process, Phases of RE Scanning, Contact Scanners and Noncontact Scanners, Point Processing, Application Geometric Model, Development.

Learning Outcomes:

At the end of the unit, the student will be able to

- Classify Rapid Tooling methods. (L2)
- Explain the concepts of reverse engineering and scanning tools. (L2)

UNIT – V

8 Hours

Errors in RP Processes: Pre-processing, processing, post-processing errors, Part building errors in SLA, SLS, etc.

RP Applications: Design, Engineering Analysis and planning applications, Rapid Tooling, Reverse Engineering, Medical Applications of RP.

Learning Outcomes:

At the end of the unit, the student will be able to

- Identify various Pre – Processing, Processing and Post – Processing errors in RP processes. (L2)
- Apply of RP in engineering design analysis and medical applications. (L3)

Course Outcomes:

At the end of the course, the student will be able to

- Use techniques for processing of CAD models for rapid prototyping. (L3)
- Understand and apply fundamentals of rapid prototyping techniques. ((L3)
- Use appropriate tooling for rapid prototyping process. (L3)
- Use rapid prototyping techniques for reverse engineering. (L3)
- Identify Various Pre – Processing, Processing and Post Processing errors in RP processes. (L3)

Text Books:

1. Chua C.K., Leong K.F. and Lim C.S., “Rapid Prototyping: Principles and Applications”, 2nd edition, World Scientific Publishers, 2003.
2. Ian Gibson, David W. Rosen, Brent Stucker, “Additive Manufacturing Technologies: Rapid Prototyping to Direct Digital Manufacturing”, 1st Edition, Springer, 2010.
3. Rafiq Noorani, “Rapid Prototyping: Principles and Applications in Manufacturing”, John Wiley & Sons, 2006.

Reference Books:

1. Liou W. Liou, Frank W., Liou, “Rapid Prototyping and Engineering Applications: A Tool Box for Prototype Development”, CRC Press, 2007.
2. Pham D.T. and Dimov S.S., “Rapid Manufacturing; The Technologies and Application of RPT and Rapid tooling”, Springer, London 2001.
3. Gebhardt A., “Rapid prototyping”, Hanser Gardener Publications, 2003.
4. Hilton P.D. and Jacobs P.F., “Rapid Tooling: Technologies and Industrial Applications”, CRC Press, 2005.

(19A04506a) ANALOG ELECTRONICS
OPEN ELECTIVE-I

Course Objectives:

- To understand the characteristics of various types of electronic devices and circuits (L1).
- To apply various principles of electronic devices and circuits to solve complex Engineering problems (L2).
- To analyze the functions of various types of electronic devices and circuits (L3).
- To evaluate the functions of various types of electronic devices and circuits in real time applications (L3).
- To design various types of electronic circuits for use in real time applications (L4).

UNIT-I:

Diodes and Applications

Properties of intrinsic and extrinsic semiconductor materials. Characteristics of PN junction diode and Zener diode. Applications of PN diode as a switch, rectifier and Zener diode as regulator. Special purpose diodes: Schottky diode, Tunnel diode, Varactor diode, photodiode and LED.

Learning Outcomes:

At the end of the unit, the student should be able to

- Understand the characteristics of various types of diodes (L1).
- Apply the principles of diodes to solve complex Engineering problems (L2).
- Analyze the functions of diodes in forward and reverse bias conditions (L3).
- Evaluate the functions of diodes in real time applications (L3).
- Design rectifiers and switches using diodes (L4).

UNIT-II:

BJT and its Applications

Construction, Operation, and Characteristics in CE, CB and CC configurations. Fixed-Bias and Voltage Divider-Bias. Applications as switch and amplifier.

Learning Outcomes:

At the end of the unit, the student should be able to

- Understand the characteristics and biasing of BJT (L1).
- Apply the principles of BJT to solve complex Engineering problems (L2).
- Analyse the functions of BJT in various configurations (L3).
- Evaluate the functions of BJT in real time applications (L3).
- Design amplifiers and switches using BJT (L4).

UNIT-III:

FETs and Applications

JFETs: Construction, Operation, and Characteristics in CS configurations. Fixed-Bias and Voltage Divider - Bias. Applications as switch and amplifier.

MOSFETs: Construction, Operation, and Characteristics of Enhancement and Depletion modes in CS configurations. Biasing in Enhancement and Depletion modes. Applications as switch.

Learning Outcomes:

At the end of the unit, the student should be able to

- Understand the characteristics and biasing of FETs (L1).
- Apply the principles of FETs to solve complex Engineering problems (L2).
- Analyze the functions of FETs in CS configuration (L3).
- Evaluate the functions of FETs in real time applications (L3).
- Design amplifiers and switches using FETs (L4).

UNIT-IV:

Feedback Amplifiers and Oscillators

Feedback Amplifiers: Concept of feedback, General characteristics of negative feedback amplifiers, Voltage-series, Current-series, Voltage-shunt, and Current-shunt feedback amplifiers.

Oscillators: Conditions for oscillations, Hartley and Colpitts oscillators, RC phase-shift and Wien-bridge oscillators.

Learning Outcomes:

At the end of the unit, the student should be able to

- Understand the concept of negative & positive feedback and characteristics feedback amplifiers (L1).
- Apply the principles of feedback amplifiers and oscillators to solve complex Engineering problems (L2).
- Analyze the functions of feedback amplifiers and oscillators (L3).
- Evaluate the functions of feedback amplifiers and oscillators in real time applications (L3).
- Design feedback amplifiers and oscillators for specific applications (L4).

UNIT-V:

Wave-Shaping & Multivibrator Circuits and Linear Integrated Circuits

Wave-Shaping & Multivibrator Circuits: Introduction, Waveform Shaping Circuits –RC and RL Circuits. Clippers, Comparator and Clampers. Bistable, Schmitt Trigger, Monostable and Astable Multivibrators.

Linear Integrated Circuits: Operational Amplifier: Introduction, Block diagram, Basic applications – Inverting, Non-inverting, Summing amplifier, Subtractor, Voltage Follower. IC 555 Timer and IC 7805 Regulator.

Learning Outcomes:

At the end of the unit, the student should be able to

- Understand the operation of Wave-Shaping & Multivibrator Circuits and Linear Integrated Circuits (L1).
- Apply the principles of Wave-Shaping & Multivibrator Circuits and Linear Integrated Circuits to complex Engineering solve problems (L2).
- Analyse the functions of Wave-Shaping & Multivibrator Circuits and Linear Integrated Circuits (L3).
- Evaluate the functions of Wave-Shaping & Multivibrator Circuits and Linear Integrated Circuits in real time applications (L3).
- Design Wave-Shaping & Multivibrator Circuits and Linear Integrated Circuits for specific applications (L4).

Note: In all the units, only qualitative treatment is required.

Course Outcomes:

At the end of the course, the student should be able to

- Understand the characteristics of various types of electronic devices and circuits
- Apply various principles of electronic devices and circuits to solve complex
- Engineering problems
- Analyse the functions of various types of electronic devices and circuits, Evaluate the functions of various types of electronic devices and circuits in real time applications
- Design various types of electronic circuits for use in real time applications.

TEXT BOOKS:

1. S. Salivahanan and N. Suresh Kumar, “Electronic Devices and Circuits”, 4th Edition, McGraw Hill Education (India) Pvt Ltd., 2017.

REFERENCES:

1. J. Milliman, Christos C Halkias, and Satyabrata Jit, “Electronics Devices and Circuits”, 4th Edition, McGraw Hill Education (India) Pvt Ltd., 2015.
 2. David A. Bell “Electronics Devices and Circuits”, 5th Edition, Oxford University Press, 2008.
-

Blooms' learning levels:

L1: Remembering and Understanding

L2: Applying

L3: Analyzing/Derive

L4: Evaluating/Design

L5: Creating

(19A04506b) DIGITAL ELECTRONICS
OPEN ELECTIVE-I

Course Objectives:

- To introduce different methods for simplifying Boolean expressions
- To analyze logic processes and implement logical operations using combinational logic circuits
- To understand characteristics of memory and their classification.
- To understand concepts of sequential circuits and to analyze sequential systems in terms of state machines
- To understand concept of Programmable Devices

UNIT- I

Minimization Techniques and Logic Gates Minimization Techniques: Boolean postulates and laws – De-Morgan’s Theorem - Principle of Duality - Boolean expression - Minimization of Boolean expressions — Minterm – Maxterm - Sum of Products (SOP) – Product of Sums (POS) – Karnaugh map Minimization – Don’t care conditions – Quine - McCluskey method of minimization. Logic Gates: AND, OR, NOT, NAND, NOR, Exclusive–OR and Exclusive–NOR Implementations of Logic Functions using gates, NAND– NOR implementations – Multi level gate implementations- Multi output gate implementations. TTL and CMOS Logic and their characteristics – Tristate gates.

Learning Outcomes:

At the end of the unit, the student should be able to:

- Learn Boolean algebra and logical operations in Boolean algebra. (L1)
- Apply different logic gates to functions and simplify them. (L2)
- Analyze the redundant terms and minimize the expression using Kmaps and tabulation methods (L3)

UNIT- II

Combinational Circuits -Design procedure – Half adder – Full Adder – Half subtractor – Full subtractor – Parallel binary adder, parallel binary Subtractor – Fast Adder - Carry Look Ahead adder – Serial Adder/Subtractor - BCD adder – Binary Multiplier – Binary Divider - Multiplexer/ Demultiplexer – decoder - encoder – parity checker – parity generators – code converters - Magnitude Comparator.

Learning Outcomes:

At the end of the unit, the student should be able to:

- Apply the logic gates and design of combinational circuits(L2)
- Design of different combinational logic circuits(L4)

UNIT -III

Sequential Circuits-Latches, Flip-flops - SR, JK, D, T, and Master-Slave – Characteristic table and equation – Application table – Edge triggering – Level Triggering – Realization of one flip flop using other flip flops – serial adder/subtractor- Asynchronous Ripple or serial counter – Asynchronous Up/Down counter - Synchronous counters – Synchronous Up/Down counters – Programmable counters – Design of Synchronous counters: state diagram- State table –State minimization –State assignment - Excitation table and maps-Circuit implementation - Modulo-n counter, Registers – shift registers - Universal shift registers – Shift register counters – Ring counter – Shift counters - Sequence generators.

Learning Outcomes:

At the end of the unit, the student should be able to:

- Understand the clock dependent circuits (L1)
- Identify the differences between clocked and clock less circuits, apply clock dependent circuits(L2)
- Design clock dependent circuits(L4)

UNIT -IV

Memory Devices Classification of memories – ROM - ROM organization - PROM – EPROM – EEPROM – EAPROM, RAM – RAM organization – Write operation – Read operation – Memory cycle - Timing wave forms – Memory decoding – memory expansion – Static RAM Cell- Bipolar RAM cell – MOSFET RAM cell – Dynamic RAM cell –Programmable Logic Devices – Programmable Logic Array (PLA) - Programmable Array Logic (PAL) – Field Programmable Gate Arrays (FPGA) - Implementation of combinational logic circuits using ROM, PLA, PAL

Learning Outcomes:

At the end of the unit, the student should be able to:

- Understand the principle of operation of basic memory devices, and programmable logic devices. (L1)
- Implement combinational logic circuits using memory and programmable logic devices (L2)

UNIT -V

Synchronous and Asynchronous Sequential Circuits Synchronous Sequential Circuits: General Model – Classification – Design – Use of Algorithmic State Machine – Analysis of Synchronous Sequential Circuits Asynchronous Sequential Circuits: Design of fundamental mode and pulse mode circuits – Incompletely specified State Machines – Problems in Asynchronous Circuits – Design of Hazard Free Switching circuits.

Learning Outcomes:

At the end of the unit, the student should be able to:

- Understand how synchronous and asynchronous sequential circuit works (L1)
- Understand the FSM and its design principles. (L1)
- Analyze the procedure to reduce the internal states in sequential circuits (L3)
- Illustrate minimization of complete and incomplete state machines and to write a minimal cover table(L2)

Course Outcomes:

- Explain switching algebra theorems and apply them for logic functions, discuss about digital logic gates and their properties, Identify the importance of SOP and POS canonical forms in the minimization of digital circuits.
- Evaluate functions using various types of minimizing algorithms like Boolean algebra, Karnaugh map or tabulation method.
- Analyze the design procedures of Combinational & sequential logic circuits.
- Design of different combinational logic circuits, and compare different semiconductor memories.

Text Books:

1. M. Morris Mano, "Digital Design", 4th Edition, Prentice Hall of India Pvt. Ltd., 2008 / Pearson Education (Singapore) Pvt. Ltd., New Delhi, 2003.
2. Zvi Kohavi, "Switching and Finite Automata Theory", 3rd Edition, South Asian Edition, 2010,

References:

1. John F.Wakerly, "Digital Design", Fourth Edition, Pearson/PHI, 2008
2. John.M Yarbrough, "Digital Logic Applications and Design", Thomson Learning, 2006.
3. Charles H.Roth. "Fundamentals of Logic Design", 6th Edition, Thomson Learning, 2013.
4. Donald P.Leach and Albert Paul Malvino, "Digital Principles and Applications", 6th Edition, TMH, 2006.
5. Thomas L. Floyd, "Digital Fundamentals", 10th Edition, Pearson Education Inc, 2011
6. Donald D.Givone, "Digital Principles and Design", TMH, 2003.

JAWAHARLAL NEHRU TECHNOLOGICAL UNIVERSITY ANANTAPUR

B.Tech (IT)– III-I

L T P C
3 0 0 3

(19A05506a) FREE AND OPEN SOURCES SYSTEMS

(Open Elective –I)

(Common to CSE & IT)

Course Objectives:

This course is designed to:

- Understand the context and operation of free and open source software (FOSS) communities and associated software projects.
- Motivate the students to contribute in FOSS projects
- Familiarize with programming languages like Python, Perl, Ruby
- Elucidate the important FOSS tools and techniques

UNIT I PHILOSOPHY

Notion of Community--Guidelines for effectively working with FOSS community--, Benefits of Community based Software Development --Requirements for being open, free software, open source software –Four degrees of freedom - FOSS Licensing Models - FOSS Licenses – GPL- AGPL-LGPL - FDL - Implications – FOSS examples.

Learning outcomes:

At the end of the unit, students will be able to:

- Analyze the benefits of Community based Software Development. (L4)
- Explain the degrees of Freedom. (L2)

UNIT II LINUX

Linux Installation and Hardware Configuration – Boot Process-The Linux Loader (LILO) - The Grand Unified Bootloader (GRUB) - Dual-Booting Linux and other Operating System - Boot-Time Kernel Options- X Windows System Configuration-System Administration – Backup and Restore Procedures- Strategies for keeping a Secure Server.

Learning outcomes:

At the end of the unit, students will be able to:

- Demonstrate Linux Installation and hardware configuration. (L2)
- Compare Linux and Windows System Configurations. (L4)

UNIT III PROGRAMMING LANGUAGES

Programming using languages like Python, Perl, Ruby

Learning outcomes:

At the end of the unit, students will be able to:

- Explain the syntax of programming Languages Python, Perl and Ruby. (L2)
- Develop applications in the Open source programming Languages. (L6)

UNIT IV PROGRAMMING TOOLS AND TECHNIQUES

Usage of design Tools like Argo UML or equivalent, Version Control Systems like Git or equivalent, – Bug Tracking Systems- Package Management Systems

Learning outcomes:

At the end of the unit, students will be able to:

- List various programming tools and explain their uses (L1)
- Make use of the various tools while building applications (L3)

UNIT V FOSS CASE STUDIES

Open Source Software Development - Case Study – Libre office -Samba

Learning outcomes:

At the end of the unit, students will be able to:

- Elaborate the open Source Software Development(L6)
- Compare Libre office with its proprietary equivalent (L5)

Course Outcomes:

Upon completion of the course, the students should be able to:

- Demonstrate Installation and running of open-source operating systems.(L2)
- Justify the importance of Free and Open Source Software projects. (L5)
- Build and adapt one or more Free and Open Source Software packages. (L6)
- Utilize a version control system. (L3)
- Develop software to and interact with Free and Open Source Software development projects.(L3)

TEXT BOOK:

Ellen Siever, Stephen Figgins, Robert Love, Arnold Robbins, “Linux in a Nutshell”, Sixth Edition, OReilly Media, 2009.

REFERENCES:

1. Philosophy of GNU URL: <http://www.gnu.org/philosophy/>.
2. Linux Administration URL: <http://www.tldp.org/LDP/lame/LAME/linux-admin-made-easy/>.
3. The Python Tutorial available at <http://docs.python.org/2/tutorial/>.
4. Perl Programming book at <http://www.perl.org/books/beginning-perl/>.
5. Ruby programming book at <http://ruby-doc.com/docs/ProgrammingRuby/>.
6. Version control system URL: <http://git-scm.com/>.
7. Samba: URL : <http://www.samba.org/>.
8. Libre office: <http://www.libreoffice.org/>.

(19A05506b) COMPUTER GRAPHICS and MULTIMEDIA ANIMATION
(Open Elective –I)
(Common to CSE & IT)

Course Objectives:

This course is designed to:

- Introduce the use of the components of a graphics system and become familiar with the building approach of graphics system components and related algorithms.
- Understand the basic principles of 3- 3-dimensional computer graphics.
- Provide insites on how to scan, convert the basic geometrical primitives, how to transform the shapes to fit them as per the picture definition.
- Provide an understanding of mapping from world coordinates to device coordinates, clipping, and projections.
- Discuss the application of computer graphics concepts in the development of computer games, information visualization, and business applications.

UNIT I OVERVIEW OF COMPUTER GRAPHICS SYSTEM

OverView of Computer Graphics System – Video display devices – Raster Scan and random scan system – Input devices – Hard copy devices.

Learning outcomes:

At the end of the unit, students will be able to:

- Explain the overview of computer graphics with visualization. (L2)
- Classify the Input devices. (L2)
- Distinguish raster scan and random scan systems. (L4)

UNIT II OUTPUT PRIMITIVES AND ATTRIBUTES

Drawing line, circle and ellipse generating algorithms – Scan line algorithm – Character Generation – attributes of lines, curves and characters – Antialiasing.

Learning outcomes:

At the end of the unit, students will be able to:

- Analyse output primitives and attributes. (L4)
- Design algorithms based on output. (L6)

UNIT III TWO DIMENSIONAL GRAPHICS TRANSFORMATIONS AND VIEWING:

Two-dimensional Geometric Transformations – Windowing and Clipping – Clipping of lines and clipping of polygons.

Learning outcomes:

At the end of the unit, students will be able to:

- Create two-dimensional graphics. (L6)
- Examine the clipping of polygon. (L4)
- Compare different forms of variations. (L2)

UNIT IV THREE DIMENSIONAL GRAPHICS AND VIEWING

Three-dimensional concepts – Object representations- Polygon table, Quadric surfaces, Splines, Bezier curves and surfaces – Geometric and Modelling transformations – Viewing - Parallel and perspective projections.

Learning outcomes:

At the end of the unit, students will be able to:

- Create three-dimensional graphics. (L6)
- Explain the Quadric surfaces and polygon table. (L2)
- Define modelling transformations. (L1)

UNIT V REMOVAL OF HIDDEN SURFACES

Visible Surface Detection Methods – Computer Animation.

Learning outcomes:

At the end of the unit, students will be able to:

- List the different types of detection methods. (L1)
- Compare various computer animations. (L2)

Course outcomes:

Upon completion of the course, the students should be able to:

- Explain the basic concepts used in computer graphics. (L2)
- Inspect various algorithms to scan, convert the basic geometrical primitives, transformations, Area filling, clipping. (L4)
- Assess the importance of viewing and projections. (L5)
- Define the fundamentals of animation, virtual reality and its related technologies. (L3)
- Analyze the typical graphics pipeline (L4)

TEXTBOOK

1. Hearn, D. and Pauline Baker,M., Computer Graphics (C-Version), 2nd Edition, Pearson Education, 2002.

REFERENCES

1. Neuman, W.M., and Sproull, R.F., Principles of Interactive Computer Graphics, Mc Graw Hill Book Co., 1979.
2. Roger, D.F., Procedural elements for Computer Graphics, Mc Graw Hill Book Co., 1985.
3. Asthana, R.G.S and Sinha, N.K., Computer Graphics, New Age Int. Pub. (P) Ltd., 1996.
4. Floey, J.D., Van Dam, A, Feiner, S.K. and Hughes, J.F, Computer Graphics, Pearson Education, 2001.

(19A27506a) BREWING TECHNOLOGY
OPEN ELECTIVE - I

PREAMBLE

This course covers the origin of brewing and ingredients used, methods and equipment used and innovations in this field.

Course Objectives

- To understand the Beer manufacturing, ingredients and their roles.
- To understand overall view of a brewing industry

UNIT – I

Introduction of brewing, history of brewing; Raw materials: barley, hops, water, yeast; Adjuncts for beer production: Maize, rice, millet, wheat, sugar etc. Malt production, role of enzymes for malting; Barley storage, steeping, germination, kilning, cooling, storage;

Learning Outcomes:

At the end of the unit, the student should be able to:

- Introduction of brewing, history of brewing
- Raw materials like barley, hops, water, yeast
- Adjuncts for beer production: Maize, rice, millet, wheat, sugar etc
- Malt production, role of enzymes for malting
- Barley storage, steeping, germination, kilning, cooling, storage

UNIT – II

Malt from other cereals, caramel malt, roasted malt, smoked malt, malt extract; Malt quality evaluation, Wort production, malt milling, Mashing, Mashing vessels; Wort boiling, clarification, cooling and aeration Enzyme properties, starch degradation, b-glucan degradation; Conversion of fatty matter, Biological acidification

Learning Outcomes:

At the end of the unit, the student should be able to:

- Malt from other cereals, caramel malt, roasted malt, smoked malt, malt extract
- Malt quality evaluation, Wort production, malt milling, Mashing, Mashing vessels
- Wort boiling, clarification, cooling and aeration Enzyme properties, starch degradation, b-glucan degradation

- Conversion of fatty matter, Biological acidification

UNIT – III

Beer production methods, fermentation technology, changes during fermentation; Filtration procedure and equipment, beer stabilization conditions and durations, beer carbonation process; Packaging equipment and packaging materials, storage conditions and distribution process

Learning Outcomes:

At the end of the unit, the student should be able to:

- Beer production methods, fermentation technology, changes during fermentation
- Filtration procedure and equipment, beer stabilization conditions and durations, beer carbonation process
- Packaging equipment and packaging materials, storage conditions and distribution process

UNIT – IV

Brewing Equipment. Grain mill, kettles, siphons, carboys, fermentation equipment, wort chillers, pumps beer bottles, cans, labels, bottle caps, sanitation equipments Preventive Production of beer against technology, ling phenomenon of beer, possible measures against staling reactions, oxidation

Learning Outcomes:

At the end of the unit, the student should be able to:

- Brewing Equipments like Grain mill, kettles, siphons, carboys, fermentation equipment, wort chillers
- pumps beer bottles, cans, labels, bottle caps, sanitation equipments
- Preventive Production of beer against technology, ling phenomenon of beer, possible measures against staling reactions, oxidation

UNIT – V

Recent advances: Immobilized Cell Technology in Beer Production, immobilized yeast cell technology Energy management in the brewery and maltings; waste water treatment Automation and plant planning

Learning Outcomes:

At the end of the unit, the student should be able to:

- Immobilized Cell Technology in Beer Production, immobilized yeast cell technology
- Energy management in the brewery and maltings
- waste water treatment Automation and plant planning

Course Outcomes:

By the end of this course, students will attain the:

- Knowledge of beer making, chemistry of ingredients used for brewing,
- Knowledge on brewing industry, Unit operations and equipments involved.

TEXT BOOKS

1. Brewing: “Science and Practice, Brookes and Roger Stevens”, Dennis E. Briggs, Chris A. Boulton, Peter A. 2004, Woodhead publishing limited.
2. Die Deutsche “Bibliothek Technology: “Brewing and Malting”, Wolfgang Kunze. 2010, Bibliographic information published

REFERENCES

1. “Handbook of Brewing”: Process, Technology, Markets, Hans Michael Eblinger. 2009, Wiley-VCH Verlag GmbH & Co.
2. Brewing: “New Technologies”, Charles W. Bamforth. 2006, Woodhead Pub.

(19A27506b) COMPUTER APPLICATIONS IN FOOD INDUSTRY
(OPEN ELECTIVE – I)

PREAMBLE

This course covers all facets of computerization and various software's used and their usage.

Course Objectives

- Able to know about “The necessity of Software & their applications in Food Industries”
- Able to Implement the Programs in ‘C’ to perform various operations that are related to Food Industries.

UNIT – I

Computerization, Importance of Computerization in food industry and IT applications in food industries. Computer operating environments and information system for various types of food industries. Introduction to Bar charts and Pie charts & the procedure to develop bar charts and pie charts on given Data.

Learning Outcomes:

At the end of unit, students will be able to understand the following

- Computerization, Importance of Computerization in food industry and IT applications in food industries.
- Computer operating environments and information system for various types of food industries.
- Introduction to Barcharts and Piecharts & the procedure to develop barcharts and piecharts on given Data.

UNIT – II

Introduction to Software & Programming Languages, Properties, Differences of an Algorithm and Flowcharts, Advantages and disadvantages of Flowcharts & Algorithms. Introduction, Fundamentals & advantages of ‘C’. Steps in learning ‘C’ (Character set, Identifiers, Keywords) Steps in learning ‘C’ (Data types, Constants, Variables, Escape sequences).

Learning Outcomes:

At the end of unit, students will be able to understand the following

- Introduction to Software & Programming Languages, Properties, Differences of an Algorithm and Flowcharts
- Advantages and disadvantages of Flowcharts & Algorithms. Introduction, Fundamentals & advantages of ‘C’.
- Steps in learning ‘C’ (Character set, Identifiers, Keywords)

- Steps in learning 'C' (Data types, Constants, Variables, Escape sequences).

UNIT – III

Steps in learning 'C' (Operators, Statements) Steps in learning 'C' (Header Files, Input & Output functions: Formatted I/O functions, Unformatted I/O functions). Basic Structure of a simple 'C' program. Decision Making/Control Statements. Branching, Concept of Looping & Looping statements.

Learning Outcomes:

At the end of unit, students will be able to understand the following

- Steps in learning 'C' (Operators, Statements)
- Steps in learning 'C' (Header Files, Input & Output functions: Formatted I/O functions, Unformatted I/O functions).
- Basic Structure of a simple 'C' program. Decision Making/Control Statements.
- Branching, Concept of Looping & Looping statements.

UNIT – IV

Concept of Functions (Defining a function & Function Prototypes, Types of functions: Library functions & User defined functions. Concept of various types of User Defined Functions (i.e., About 4 types). Concept of Arrays & Types of Arrays (Single, Double and Multi-Dimensional Arrays). Concept of a String Library Functions.

Learning Outcomes:

At the end of unit, students will be able to understand the following

- Concept of Functions (Defining a function & Function Prototypes, Types of functions: Library functions & User defined functions).
- Concept of various types of User Defined Functions (i.e., About 4 types).
- Concept of Arrays & Types of Arrays (Single, Double and Multi-Dimensional Arrays).
- Concept of a String Library Functions.

UNIT – V

Concept of Pointers, Structures & Unions. Introduction to Data Structures, Types of Data Structures (Primary & Secondary Data Structures) Concept of Linked Lists, Types of Linked Lists & Basic operations on linked Lists. Concept of Stacks & Operations on Stacks (PUSH & POP Operations) Concept of Queues and types of Queues Operations on a Queue (ENQUEUE & DEQUEUE Operations)

Learning Outcomes:

At the end of unit, students will be able to understand the following

- Concept of Pointers, Structures & Unions. Introduction to Data Structures, Types of Data Structures (Primary & Secondary Data Structures)
- Concept of Linked Lists, Types of Linked Lists & Basic operations on linked Lists.
- Concept of Stacks & Operations on Stacks (PUSH & POP Operations)
- Concept of Queues and types of Queues Operations on a Queue (ENQUEUE & Dequeue Operations)

Course Outcomes

By the end of the course, the students will be able to

- know about the various steps which are related to computer and Software and their application in Food Industries
- know about the various steps which are necessary to implement the programs in 'C'

TEXT BOOKS

1. Yeswanth Kanethkar, Let us 'C'
2. Balaguruswamy E., "Computer Programming in 'C'"
3. Mark Allen Waise , "Data Structures"

REFERENCES

1. M. S Excel 2000, Microsoft Corporation
2. M. S. Office – Microsoft Corporation
3. Verton M.V. "Computer concepts for Agri Business", AVI Pub. Corp., West Port, USA.

(19A54506a) OPTIMIZATION TECHNIQUES
(OPEN ELECTIVE-I)

Course Objectives:

The student will be able to learn:

- The basic concepts of Optimization
- The emphasis of this course is on different classical Optimization techniques linear programming and simplex algorithms.
- About optimality of balanced transportation Problems
- About Constrained and unconstrained nonlinear programming.
- About principle of optimality and dynamic programming

UNIT – I Introduction and Classical Optimization Techniques:

Statement of an Optimization problem – design vector – design constraints – constraint surface – objective function – objective function surfaces – classification of Optimization problems. Classical Optimization Techniques: Single variable Optimization – multi variable Optimization without constraints – necessary and sufficient conditions for minimum/maximum – multivariable Optimization with equality constraints. Solution by method of Lagrange multipliers – multivariable Optimization with inequality constraints – Kuhn – Tucker conditions – Numerical examples.

Learning Outcomes:

At the end of unit, students will be able to understand the following

- To know how to formulate statement of optimization problem with or without constraints
- To know about classification of single and multivariable optimization problems
- To know about necessary and sufficient conditions in defining the optimization problems
- To understand how to formulate Kuhn-Tucker conditions and to solve numerical problems

UNIT – II Linear Programming

Standard form of a linear programming problem – geometry of linear programming problems – definitions and theorems – solution of a system of linear simultaneous equations – pivotal reduction of a general system of equations – motivation to the simplex method – simplex algorithm – Numerical examples.

Learning Outcomes:

At the end of unit, students will be able to understand the following

- To know about formulation of LPP
- To know about formulations of GPP
- To understand various theorems in solving simultaneous equations

- To understand about necessity of Simplex method and to solve numerical problems

UNIT – III Nonlinear Programming – One Dimensional Minimization methods

Introduction, Unimodal function, Elimination methods- Unrestricted Search, Exhaustive Search, Dichotomous Search, Fibonacci Method, Golden Section Method and their comparison; Interpolation methods - Quadratic Interpolation Method, Cubic Interpolation Method and Direct Root Methods – Numerical examples.

Learning Outcomes:

At the end of unit, students will be able to understand the following

- To know about NLP in one dimensional optimization problems
- To understand about various search methods
- To learn about various interpolation methods
- To distinguish and compare the various elimination methods with numerical examples

UNIT – IV Unconstrained & Constrained Nonlinear Programming

Unconstrained Optimization Techniques: Introduction- Classification of Unconstrained Minimization Methods, General Approach, Rate of Convergence, Scaling of Design Variables; Direct Search methods- Random Search Methods, Grid Search Method, Pattern Directions, Powell's Method and Simplex Method

Constrained Optimization Techniques: Introduction, Characteristics of a Constrained Problem, Direct Search Methods - Random Search Methods, Basic Approach in the Methods of Feasible Directions, Rosen's Gradient Projection Method, Generalized Reduced Gradient Method and Sequential Quadratic Programming.

Learning Outcomes:

At the end of unit, students will be able to understand the following

- To distinguish between unconstrained and constrained optimization problems
- To learn about direct search methods in unconstrained NLP problems and comparison
- To understand about direct search methods in constrained NLP problems and comparison
- To do exercises for solving numerical examples of various methods

UNIT – V Dynamic Programming

Dynamic programming multistage decision processes – types – concept of sub optimization and the principle of optimality – computational procedure in dynamic programming – examples illustrating the calculus method of solution - examples illustrating the tabular method of solution – Numerical examples.

Learning Outcomes:

At the end of unit, students will be able to understand the following

- To know what is DP problem?
- To know about computational procedure in solving DPP
- To know Calculus and Tabular methods of solving with numerical examples of various methods

Course Outcomes:

The student gets thorough knowledge on:

- Basic methods, principles in optimization
- Formulation of optimization models, solution methods in optimization
- Finding initial basic feasible solutions.
- Methods of linear and non-linear (constrained and unconstrained) programming.
- Applications to engineering problems.

TEXT BOOKS:

1. S. S. Rao, "Engineering optimization": Theory and practice 3rd edition, New Age International (P) Limited, 1998.
2. H.S. Kasana & K.D. Kumar, "Introductory Operations Research Springer (India)", 2004.

REFERENCES:

1. R Fletcher, "Practical Methods of Optimization" , 2nd Edition, Wiley Publishers, 2000.
2. Jorge Nocedal and Wright S, "Numerical Optimization Springer", 1st Edition, 1999.
3. by K.V. Mital and C. Mohan, "Optimization Methods in Operations Research and systems Analysis" 3rd Edition, New Age International (P) Limited, 1996.
4. by S.D. Sharma, "Operations Research", Kedar Nath, 2012.
5. by H.A. Taha, "Operations Research", 9th Edition, An Introduction Pearson, 2010.
6. G. Hadley, "Linear Programming", Narosa, 2002.

(19A52506a) TECHNICAL COMMUNICATION AND PRESENTATION SKILLS
(OPEN ELECTIVE)

Course Objectives:

- To develop awareness in students of the relevance and importance of technical communication and presentation skills.
- To prepare the students for placements
- To sensitize the students to the appropriate use of non-verbal communication
- To train students to use language appropriately for presentations and interviews
- To enhance the documentation skills of the students with emphasis on formal and informal writing

SYLLABUS

UNIT -1:

Basics of Technical Communication – Introduction – Objectives & Characteristics of Technical Communication – Importance and need for Technical communication - LSRW Skills – Barriers to effective communication

Learning Outcomes:

At the end of the module, the learners will be able to

- Understand the importance of LSRW skills
- Identify and overcome the barriers to effective communication
- Realize the need and importance of technical communication

UNIT -II

Informal and Formal Conversation - Verbal and Non-verbal communication –Kinesics, Proxemics, Chronemics, Haptics, Paralanguage

Learning Outcomes:

At the end of the module, the learners will be able to

- State the difference between formal and informal conversation.
- Apply the knowledge of the difference between the verbal and non-verbal communication
- Evaluate the different aspects of non-verbal communication.

UNIT -III

Written communication – Differences between spoken and written communication – Features of effective writing –Advantages and disadvantages of spoken and written communication- Art of condensation- summarizing and paraphrasing

Learning Outcomes:

At the end of the module, the learners will be able to

- Know the difference between written and spoken communication
- Apply the awareness of features of effective writing.
- Implement the understanding of summarizing and paraphrasing.

UNIT -IV

Presentation Skills – Nature and importance of oral presentation – Defining the purpose –Analyzing the audience - Planning and preparing the presentation, organizing and rehearsing the presentation –Individual and group presentations - Handling stage fright

Learning Outcomes:

At the end of the module, the learners will be able to

- State the importance of presentation skills in corporate climate.
- Analyze the demography of the audience.
- Plan, prepare and present individual and group presentations.

UNIT -V

Interview Skills – The Interview process –Characteristics of the job interview – Pre-interview preparation techniques – Projecting the positive image – Answering Strategies

Learning Outcomes:

At the end of the module, the learners will be able to

- Identify the characteristics of the job interview.
- Understand the process of Interviews.
- Develop a positive image using strategies in answering FAQs in interviews

Course Outcomes

- Understand the importance of effective technical communication
- Apply the knowledge of basic skills to become good orators
- Analyze non-verbal language suitable to different situations in professional life
- Evaluate different kinds of methods used for effective presentations
- Create trust among people and develop employability skills

TEXT BOOKS:

1. Ashrif Rizvi, "Effective Technical Communication", TataMcGrahill, 2011
2. Meenakshi Raman & Sangeeta Sharma, "Technical Communication", 3rd Edition, O U Press 2015

REFERENCES:

1. Pushpalatha & Sanjay Kumar, "Communication Skills", Oxford University Press
2. Barron's/Books on TOEFL/GRE/GMAT/CAT/IELTS DELTA/Cambridge University Press.2012.
3. Butterfield Jeff, "Soft Skills for Everyone", Cengage Publications, 2011.
4. Universities Press (India) Pvt Ltd., "Management Shapers Series", Himayatnagar, Hyderabad 2008.
5. John Hughes & Andrew Mallett, "Successful Presentations" Oxford.
6. Edgar Thorpe and Showick Thorpe, "Winning at Interviews" Pearson
7. Munish Bhargava, "Winning Resumes and Successful Interviews", McGraw Hill

(19A05504P) Computer Networks Laboratory
(Common to CSE & IT)

Course Objectives:

This course is designed to:

- Understand the different types of networks
- Discuss the software and hardware components of a network
- Enlighten the working of networking commands supported by operating system
- Impart knowledge of Network simulator 2/3
- Familiarize the use of networking functionality supported by JAVA
- Familiarize with computer networking tools.

List of Experiments

1. Study different types of Network cables (Copper and Fiber) and prepare cables (Straight and Cross) to connect Two or more systems. Use crimping tool to connect jacks. Use LAN tester to connect the cables. Install and configure Network Devices: HUB, Switch and Routers. Consider both manageable and non-manageable switches. Do the logical configuration of the system. Set the bandwidth of different ports. Install and Configure Wired and Wireless NIC and transfer files between systems in Wired LAN and Wireless LAN. Consider both adhoc and infrastructure mode of operation.
2. Work with the commands Ping, Tracert, Ipconfig, pathping, telnet, ftp, getmac, ARP, Hostname, Nbtstat, netdiag, and Nslookup
3. Use Sniffers for monitoring network communication (Ethereal)
4. Find all the IP addresses on your network. Unicast, Multicast, and Broadcast on your network.
5. Use Packet tracer software to build network topology and configure using Distance vector routing protocol.
6. Use Packet tracer software to build network topology and configure using Link State routing protocol.
7. Using JAVA RMI Write a program to implement Basic Calculator
8. Implement a Chatting application using JAVA TCP and UDP sockets.
9. Hello command is used to know whether the machine at the other end is working or not. Echo command is used to measure the round trip time to the neighbour. Implement Hello and Echo commands using JAVA.
10. Use Ethereal tool to capture the information about packets.
11. Install Network Simulator 2/3. Create a wired network using dumbbell topology. Attach agents, generate both FTP and CBR traffic, and transmit the traffic. Vary the data rates and evaluate the performance using metric throughput, delay, jitter and packet loss.

12. Create a static wireless network. Attach agents, generate both FTP and CBR traffic, and transmit the traffic. Vary the data rates and evaluate the performance using metric throughput, delay, jitter and packet loss.

13. Create a mobile wireless network. Attach agents, generate both FTP and CBR traffic, and transmit the traffic. Vary the data rates and evaluate the performance using metric throughput, delay, jitter and packet loss.

Course outcomes:

Upon completion of the course, the students should be able to:

- Design scripts for Wired network simulation (L6)
- Design scripts of static and mobile wireless networks simulation (L6)
- Analyze the data traffic using tools (L4)
- Design JAVA programs for client-server communication (L6)
- Construct a wired and wireless networks using the real hardware (L3)

Reference Books:

1. Shivendra S.Panwar, Shiwen Mao, Jeong-dong Ryoo, and Yihan Li, "TCP/IP Essentials A Lab-Based Approach", Cambridge University Press, 2004.
 2. Cisco Networking Academy, "CCNA1 and CCNA2 Companion Guide", Cisco Networking Academy Program, 3rd edition, 2003.
 3. Ns Manual, Available at: <https://www.isi.edu/nsnam/ns/ns-documentation.html>, 2011.
- Elloitte Rusty Harold, "Java Network Programming", 3rd edition, O'REILLY, 2011.**

(19A05602P) OBJECT-ORIENTED ANALYSIS DESIGN AND TESTING LAB

(Common to CSE & IT)

Course Objectives:

This course is designed to:

- Understand and define the context and the external interaction with the System
- Identify the principle objects in the system
- Develop the design models
- Familiarize with usage of open source UML Case tools
- Apply testing tools Viz. Cobertura, JMeter...

Laboratory Experiments

1. Initial Familiarization to a UML CASE tool such as the free tool Argo UML
2. Drawing Class diagram for a very simple problem such as the following in Argo UML and generating skeletal code in Java and C++
 - A country has a capital city
 - A dining philosopher uses a fork
 - A file is an ordinary file or a directory file
 - Files contain records
 - A class can have several attributes
 - A relation can be association or generalization
 - A polygon is composed of an ordered set of points
 - A person uses a computer language on a project
3. Use UML tool (such as Argo UML) for use case modeling for a given problem
4. Use UML tool (such as Argo UML) for development of domain model for a given problem
5. Use UML tool (such as Argo UML) to develop sequence and collaboration diagrams for a given problem [**2 Classes**]
6. Use UML tool (such as Argo UML) to develop state model for a given problem
7. Generate C++/Java skeletal code for the design solution developed for a given problem
8. Complete the skeletal code generated by UML tool (such as Argo UML) to generate complete code [**2 Classes**]
9. Perform class level testing and measure coverage using tools such as Cobertura
10. Develop integration test cases from Sequence diagram and perform integration testing.
11. Perform performance testing using tools such as JMeter

Course Outcomes

Upon completion of the course, the students should be able to:

- Design use case, sequence and collaboration diagrams (L6)
- Develop the different models to document an Object-oriented design.(L3)
- Demonstrate class level and system integration testing (L2)

Text Book:

1. Rajib Mall, “Fundamentals of Software Engineering”, 5th Edition, PHI, 2018 (Chapters 7 and 8)

Reference Books:

1. Rumbaugh and Blaha, Object-oriented Modeling and design with UML, Pearson, 2007
2. Bernd Bruegge and, Allen H. Dutoit, Object-Oriented Software Engineering Using UML, Patterns, and Java, Pearson, 2009

(19A52601P) ENGLISH LANGUAGE SKILLS LAB

Course Objectives

- Students will be exposed to a variety of self instructional, learner friendly modes of language learning
- Students will cultivate the habit of reading passages from the computer monitor. Thus providing them with the required facility to face computer based competitive exams like gre, toefl, and gmat etc.
- Students will learn better pronunciation through stress, intonation and rhythm
- Students will be trained to use language effectively to face interviews, group discussions, public speaking
- Students will be initiated into greater use of the computer in resume preparation, report writing, format making etc

UNIT -I

1. Phonetics for listening comprehension of various accents - 2
2. Formal Presentations using PPT slides without Graphic Elements
3. Paraphrasing

Learning Outcomes

At the end of the module, the learners will be able to

- Understand different accents spoken by native speakers of English
- Make formal structured presentations on general topics using PPT slides without graphical elements
- Paraphrase short academic texts using suitable strategies and conventions

UNIT -II

1. Debate – 2 (Following Argument)
2. Listening to short speeches/ short stories for note-making and summarizing
3. E-mail Writing

Learning Outcomes

At the end of the module, the learners will be able to

- Participate in formal discussions and speak clearly on a specific topic using suitable discourse markers
- Make formal structured presentations on academic topics using ppt slides with relevant graphical elements
- Write formal emails in the standard format

UNIT -III

1. Listening for Discussions
2. Group Discussions
3. Writing Persuasive/argumentative essays on general topics

Learning Outcomes

At the end of the module, the learners will be able to

- Follow a discussion to identify the salient points
- Participate in group discussions using appropriate conventions and language strategies
- Produce logically coherent persuasive/argumentative essays

UNIT-IV

1. Reviewing film/ book
2. Group Discussions – reaching consensus in Group Work
3. Resume Writing – Cover Letter – Applying for Internship

Learning Outcomes

At the end of the module, the learners will be able to

- Judge a film or book
- Express thoughts and ideas with acceptable accuracy and fluency with a view to reach consensus in group discussions
- Prepare a cv and write a cover letter to seek internship/ job

UNIT –V

1. Writing Project Reports
2. Editing Short Texts
3. Answering FAQs in Interviews

Learning Outcomes

At the end of the module, the learners will be able to

- Collaborate with a partner to make effective presentations
- Understand the structure and produce an effective project report.
- Edit short texts according to different needs of the work place.

Course Outcomes

- Remember and understand the different aspects of the English language proficiency with emphasis on LSRW skills
- Apply communication skills through various language learning activities
- Analyze the English speech sounds, stress, rhythm, intonation and syllable division for better listening and speaking comprehension.
- Evaluate and exhibit acceptable etiquette essential in social and professional settings
- Create awareness on mother tongue influence and neutralize it in order to improve fluency in spoken English.

SUGGESTED SOFTWARE:

1. Walden Infotech English Language Communication Skills.
2. iTell- Orell Digital Language Lab
3. Digital Teacher
4. LES(Learn English Select) by British council
5. TOEFL & GRE (KAPLAN, AARCO & BARRONS, USA, Cracking GRE by CLIFFS)
6. DELTA's key to the Next Generation TOEFL Test: Advanced Skills Practice.
7. Lingua TOEFL CBT Insider, by Dreamtech
8. English Pronunciation in Use (Elementary, Intermediate, Advanced) CUP
9. Cambridge Advanced Learners' English Dictionary with CD.

REFERENCE BOOKS:

The software consisting of the prescribed topics elaborated above should be procured and used.

1. Meenakshi Raman & Sangeeta Sharma, "Technical Communication" O U Press 2009.
2. Barron's Books on TOEFL/GRE/GMAT/CAT/IELTS /DELTA/Cambridge University Press.2012.
3. Butterfield Jeff, "Soft Skills for Everyone", Cengage Publications, 2011.
4. "Practice Psychometric Tests": How to familiarize yourself with genuine recruitment tests, 2012.
5. David A McMurrey & Joanne Buckely "Handbook for Technical Writing" CENGAGE Learning 2008.
6. "A Textbook of English Phonetics for Indian Students", 2nd Edition, T.Balasubramanyam. (Macmillan), 2012.
7. "A Handbook for English Laboratories", E. Suresh Kumar, P. Sreehari, Foundation Books, 2011

Note: Links provided by APSHE on LSRW, grammar and vocabulary

JAWAHARLAL NEHRU TECHNOLOGICAL UNIVERSITY ANANTAPUR

B.Tech (IT) – III-I

L T P C
3 0 0 0

(19A99501) MANDATORY COURSE: CONSTITUTION OF INDIA

Course Objectives :

The objective of this course is

- To Enable the student to understand the importance of constitution
- To understand the structure of executive, legislature and judiciary
- To understand philosophy of fundamental rights and duties
- To understand the autonomous nature of constitutional bodies like Supreme Court and high court controller and auditor general of India and Election Commission of India.
- To understand the central-state relation in financial and administrative control

Syllabus

UNIT-I

Introduction to Indian Constitution – Constitution -Meaning of the term - Indian Constitution- Sources and constitutional history - Features– Citizenship – Preamble - Fundamental Rights and Duties - Directive Principles of State Policy.

Learning Outcomes:-

After completion of this unit student will

- Understand the concept of Indian constitution
- Apply the knowledge on directive principle of state policy
- Analyze the History and features of Indian constitution
- Learn about Preamble, Fundamental Rights and Duties

UNIT-II

Union Government and its Administration Structure of the Indian Union - Federalism - Centre-State relationship – President's Role, power and position - PM and Council of ministers - Cabinet and Central Secretariat –Lok Sabha - Rajya Sabha - The Supreme Court and High Court - Powers and Functions

Learning Outcomes:-

After completion of this unit student will

- Understand the structure of Indian government

- Differentiate between the state and central government
- Explain the role of President and Prime Minister
- Know the Structure of supreme court and High court

UNIT-III

State Government and its Administration - Governor - Role and Position -CM and Council of ministers - State Secretariat-Organization Structure and Functions

Learning Outcomes:-

After completion of this unit student will

- Understand the structure of state government
- Analyze the role of Governor and Chief Minister
- Explain the role of State Secretariat
- Differentiate between structure and functions of state secretariat

UNIT-IV

Local Administration - District's Administration Head - Role and Importance - Municipalities - Mayor and role of Elected Representatives -CEO of Municipal Corporation Pachayati Raj - Functions- PRI -Zilla Parishath - Elected officials and their roles - CEO,Zilla Parishath - Block level Organizational Hierarchy - (Different departments) - Village level - Role of Elected and Appointed officials - Importance of grass root democracy

Learning Outcomes:-

After completion of this unit student will

- Understand the local Administration
- Compare and contrast district administration's role and importance
- Analyze the role of Mayor and elected representatives of Municipalities
- Learn about the role of Zilla Parishath block level organization

UNIT-V

Election Commission - Election Commission- Role of Chief Election Commissioner and Election Commissionerate - State Election Commission -Functions of Commissions for the welfare of SC/ST/OBC and Women

Learning Outcomes:-

After completion of this unit student will

- Know the role of Election Commission
- Contrast and compare the role of Chief Election commissioner and Commissionerate
- Analyze the role of state election commission
- Evaluate various commissions viz SC/ST/OBC and women

Course Outcomes:

At the end of the course, students will be able to

- Understand historical background of the constitution making and its importance for building a democratic India.
- Understand the functioning of three wings of the government i.e., executive, legislative and judiciary.
- Understand the value of the fundamental rights and duties for becoming good citizen of India.
- Analyze the decentralization of power between central, state and local self-government
- Apply the knowledge in strengthening of the constitutional institutions like CAG, Election Commission and UPSC for sustaining democracy.

TEXT BOOKS

1. Durga Das Basu, “Introduction to the Constitution of India”, Prentice – Hall of India Pvt. Ltd.. New Delhi
2. Subash Kashyap, “Indian Constitution”, National Book Trust

REFERENCES:

1. J.A. Siwach, “Dynamics of Indian Government & Politics”.
2. H.M.Sreevai, “Constitutional Law of India”, 4th edition in 3 volumes (Universal Law Publication)
3. J.C. Johari, “Indian Government and Politics”, Hans India
4. M.V. Pylee, “Indian Constitution Durga Das Basu, Human Rights in Constitutional Law, Prentice”, Hall of India Pvt. Ltd.. New Delhi

E-RESOURCES:

1. nptel.ac.in/courses/109104074/8
2. nptel.ac.in/courses/109104045/
3. nptel.ac.in/courses/101104065/
4. www.hss.iitb.ac.in/en/lecture-details
5. www.iitb.ac.in/en/event/2nd-lecture-institute-lecture-series-indian-constitution

(19A12601T) WEB TECHNOLOGIES
(Common to CSE & IT)

Course Objectives:

This course is designed to:

- Familiarize the tags of HTML.
- Understand different Client side Scripting.
- Learn -specific web services of server side Programming.
- Connect different applications using PHP & XML .
- Connect XHTML, Java Scripting, Servlet Programming, Java Server Pages.

UNIT I

WEBSITE BASICS, HTML 5, CSS 3, WEB 2.0

Web Essentials: Clients, Servers and Communication – The Internet – Basic Internet protocols – World wide web – HTTP Request Message – HTTP Response Message – Web Clients – Web Servers – HTML5 – Tables – Lists – Image – HTML5 control elements – Semantic elements – Drag and Drop – Audio – Video controls - CSS3 – Inline, embedded and external style sheets – Rule cascading – Inheritance – Backgrounds – Border Images – Colors – Shadows – Text – Transformations – Transitions – Animations.

Learning Outcomes:

At the end of the unit, students will be able to:

- Create standard tags of HTML tags and Knowing the features of designing static webpages. (L6)
- List different types of CSS to design webpage attractively. (L1)
- Utilize different tools like Adobe Dream weaver and Microsoft Frontpage.(L3)

UNIT II

CLIENT SIDE PROGRAMMING

Java Script: An introduction to JavaScript–JavaScript DOM Model-Date and Objects,-Regular Expressions- Exception Handling-Validation-Built-in objects-Event Handling - DHTML with JavaScript- JSON introduction – Syntax – Function Files – Http Request – SQL.

Learning Outcomes:

At the end of the unit, students will be able to:

- Explain different types of client side scripting. (L2)
- Construct dynamic webpages using DHTML.(L6)
- Illustrate validation for webpages.(L2)

UNIT III

SERVER SIDE PROGRAMMING

Servlets: Java Servlet Architecture- Servlet Life Cycle- Form GET and POST actions-Session Handling- Understanding Cookies- Installing and Configuring Apache Tomcat Web Server- DATABASE CONNECTIVITY: JDBC perspectives, JDBC program example - JSP: Understanding Java Server Pages-JSP Standard Tag Library (JSTL)-Creating HTML forms by embedding JSP code.

Learning Outcomes:

At the end of the unit, students will be able to:

- Analyze the importance of Server side scripting. (L4)
- Demonstrate deployment of the application using Tomcat Server.(L2)
- Experiment with Storing and Retrieving data from JDBC. (L3)

UNIT IV

PHP and XML

An introduction to PHP: PHP- Using PHP- Variables- Program control- Built-in functions-Form Validation- Regular Expressions - File handling – Cookies - Connecting to Database. XML: Basic XML- Document Type Definition- XML Schema DOM and Presenting XML, XML Parsers and Validation, XSL and XSLT Transformation, News Feed (RSS and ATOM).

Learning Outcomes:

At the end of the unit, students will be able to:

- Understand how XML interacts with different applications. (L1)
- Develop PHP Programs using WAMP and XAMPP Server.(L3)
- Examine background applications using XSL and XSLT.(L4)

UNIT V

INTRODUCTION TO AJAX and WEB SERVICES

AJAX: Ajax Client Server Architecture-XML Http Request Object-Call Back Methods; Web Services: Introduction- Java web services Basics – Creating, Publishing, Testing and Describing a Web services (WSDL)-Consuming a web service, Database Driven web service from an application –SOAP.

Learning Outcomes:

- Explain the importance of AJAX Architecture.
- Integrate and test web services.

Course Outcomes:

At the end of the course, the students should be able to:

- Construct a basic website using HTML and Cascading Style Sheets.(L3)
- Build dynamic web page with validation using Java Script objects and by applying different event handling mechanisms.(L6)
- Develop server side programs using Servlets and JSP.(L3)
- Construct simple web pages in PHP and represent data in XML format. (L6)
- Utilize AJAX and web services to develop interactive web applications.(L3)

Text Books:

1. Deitel and Deitel and Nieto, —Internet and World Wide Web - How to Program, Prentice Hall, 5th Edition, 2011.
2. Web Technologies, Uttam K. Roy, Oxford Higher Education., 1st edition, 10th impression, 2015.
3. The Complete Reference PHP by Steven Holzner, MGH HILL Education, Indian Edition, 2008.

References

1. Stephen Wynkoop and John Burke —Running a Perfect Website, QUE, 2nd Edition, 1999.
2. Chris Bates, Web Programming – Building Intranet Applications, 3rd Edition, Wiley Publications, 2009.
3. Jeffrey C and Jackson, —Web Technologies A Computer Science Perspective Pearson Education, 2011.
4. Gopalan N.P. and Akilandeswari J., —Web Technology, Prentice Hall of India, 2011.

(19A05603a) SYSTEMS SOFTWARE AND COMPILER DESIGN
(Common to CSE & IT)

Course Objectives:

The Course is designed to:

- Understand the System Programming concepts viz. assemblers, loaders, linkers and editors
- Introduce the basic principles of the compiler construction
- Explain the Concept of Context Free Grammars, Parsing and various Parsing Techniques.
- Explore the process of intermediate code generation.
- Illustrate the process of Code Generation and various Code optimization techniques.

Unit-I:

Introduction to Systems Software: Basic Assembler functions, Machine Dependant Assembler features, Machine Independent Assembler features, Basic Loader functions, Machine Dependant Loader features, Machine Independent Loader features, Text Editors, Language processors, The Structure of a Compiler.

A Simple Syntax-Directed Translator: Introduction, Syntax Definition, Syntax-Directed Translation, Parsing, A Translator for Simple Expressions, Lexical Analysis, Symbol Tables, Intermediate Code Generation.

Learning Outcomes:

At the end of the module, the learners will be able to

- Recognize the importance of Systems software (L1)
- Identify the phases of a Compiler (L3)
- Outline the syntax rules (L2)

Unit-II:

Lexical Analysis: The Role of the Lexical Analyzer, Input Buffering, Specification of Tokens, Recognition of Tokens, The Lexical-Analyzer Generator Lex, Finite Automata, From Regular Expressions to Automata, Design of a Lexical-Analyzer Generator, Optimization of DFA-Based Pattern Matchers.

Learning Outcomes:

At the end of the module, the learners will be able to

- Identify the tokens in a program. (L3)
- Explain the process of lexical analysis (L2)

Unit – III:

Syntax Analysis: Introduction, Context-Free Grammars, Writing a Grammar, Bottom-Up Parsing, Introduction to LR Parsing: Simple LR, More Powerful LR Parsers, Using Ambiguous Grammars, Parser Generators.

Learning Outcomes:

At the end of the module, the learners will be able to

- Examine the syntax of program constructs (L4)
- Evaluate the correctness of a program (L5)

Unit – IV:

Syntax-Directed Translation: Syntax-Directed Definitions, Evaluation orders for SDD's, Application of SDT, SDT schemes, Implementing L-attribute SDD's.

Intermediate Code Generation: Variants of Syntax Trees, Three address code, Translation of Expressions, Control Flow

Learning Outcomes:

At the end of the module, the learners will be able to

- Explain the process of syntax directed translation (L1)
- Develop intermediate code (L6)

Unit-V:

Code Generation: Issues in the Design of a Code Generator, The Target Language, Addresses in the Target Code, A Simple Code Generator, Peephole Optimization, Register Allocation and Assignment, Instruction Selection by Tree Rewriting, Optimal Code Generation for Expression, Dynamic Programming Code-Generation, The Principal Sources of Optimizations.

Learning Outcomes:

At the end of the module, the learners will be able to

- Generate code (L6)
- Create optimized code (L6)

Course Outcomes:

Students will be able to:

- Differentiate the various phases of a compiler (L4).
- Identify the tokens and verify the code (L4)
- Design code generator (L6)
- Apply code optimization techniques (L3)
- Design a compiler for a small programming language (L6)

Text Books :

1. Leland L. Beck, "System Software – An Introduction to Systems Programming", 3rd Edition, Pearson Education Asia, 2008.
2. Alfred V. Aho, Monica S. Lam, Ravi Sethi, Jeffrey D. Ullman, "Compilers Principles, Techniques and Tools", 2nd Edition, Pearson.

Reference Books

1. Yunlin Su, Song Y. Yan, “Principles of Compilers”, Springer, 2012.
2. Andrew W. Appel, “Modern Compiler Implementation in JAVA”, 2nd edition, Cambridge University Press, 2004.

JAWAHARLAL NEHRU TECHNOLOGICAL UNIVERSITY ANANTAPUR

B.Tech (IT) – III-II

L	T	P	C
3	0	0	3

(19A12602T) DATA WAREHOUSING AND DATA MINING

COURSE OBJECTIVES:

- To familiarize with mathematical foundations of data mining tools.
- To introduce classical models and algorithms in data warehouses and data mining.
- To investigate the kinds of patterns that can be discovered by association rule mining, classification and clustering.
- To teach data mining techniques in various applications like social, scientific and environmental context.

UNIT I:

Basic Concepts – Data Warehousing Components – Building a Data Warehouse – Database Architectures for Parallel Processing – Parallel DBMS Vendors – Multidimensional Data Model – Data Warehouse Schemas for Decision Support, Concept Hierarchies -Characteristics of OLAP Systems – Typical OLAP Operations, OLAP and OLTP.

Learning Outcomes:

At the end of the module, the learners will be able to

- Identify the component of Data warehouse (L1)
- Create the architecture of Data warehouse (L6)
- Apply different types of OLAP operations (L3)

UNIT II:

Introduction to Data Mining Systems – Knowledge Discovery Process – Data Mining Techniques – Issues – applications- Data Objects and attribute types, Statistical description of data, Data Preprocessing – Cleaning, Integration, Reduction, Transformation and discretization, Data Visualization, Data similarity and dissimilarity measures.

Learning Outcomes:

At the end of the module, the learners will be able to

- Summarize the data processing steps (L2)
- Apply data cleaning process (L3)

UNIT III:

Mining Frequent Patterns, Associations and Correlations – Mining Methods- Pattern Evaluation Method – Pattern Mining in Multilevel, Multi Dimensional Space – Constraint Based Frequent Pattern Mining, Classification using Frequent Patterns.

Learning Outcomes:

At the end of the module, the learners will be able to

- Understand Association Rules(L2)
- Apply different Mining Methods (L3)
- Review Classification using Frequent Patterns (L2)

UNIT IV:

Decision Tree Induction – Bayesian Classification – Rule Based Classification – Classification by Back Propagation – Support Vector Machines — Lazy Learners – Model Evaluation and Selection-Techniques to improve Classification Accuracy. Clustering Techniques – Cluster analysis-Partitioning Methods – Hierarchical Methods – Density Based Methods – Grid Based Methods – Evaluation of clustering – Clustering high dimensional data- Clustering with constraints, Outlier analysis-outlier detection methods.

Learning Outcomes:

At the end of the module, the learners will be able to

- Creating Decision Tree (L6)
- Evaluate Classification techniques (L5)

UNIT V: WEKA TOOL

Datasets – Introduction, Iris plants database, Breast cancer database, Auto imports database – Introduction to WEKA, The Explorer – Getting started, Exploring the explorer, Learning algorithms, Clustering algorithms, Association–rule learners.

Learning Outcomes:

At the end of the module, the learners will be able to

- Investigate WEKA tool (L4)
- Explain learning, clustering algorithms (L2)

Course Outcomes:

Upon completion of the course, the students should be able to:

- Design a Data warehouse system and perform business analysis with OLAP tools (L6).
- Apply suitable pre-processing and visualization techniques for data analysis (L3)
- Apply frequent pattern and association rule mining techniques for data analysis (L3)
- Design appropriate classification and clustering techniques for data analysis (L6)
- Infer knowledge from raw data (L4)

TEXT BOOK:

1.Jiawei Han and Micheline Kamber, —Data Mining Concepts and Techniques, Third Edition, Elsevier, 2012.

REFERENCES:

1. Alex Berson and Stephen J. Smith, —Data Warehousing, Data Mining & OLAP, Tata McGraw – Hill Edition, 35th Reprint 2016.
2. K.P. Soman, Shyam Diwakar and V. Ajay, —Insight into Data Mining Theory and Practice, Eastern Economy Edition, Prentice Hall of India, 2006.
3. Ian H. Witten and Eibe Frank, —Data Mining: Practical Machine Learning Tools and Techniques, Elsevier, Second Edition.

(19A12603) CRYPTOGRAPHY AND NETWORK SECURITY
(Professional Elective-II)

Course Objectives:

This course is designed to:

- Introduce the basic categories of threats to computers and networks
- Illustrate various cryptographic algorithms.
- Demonstrate public-key cryptosystem.
- Discuss the fundamental ideas of public-key cryptography.
- Explore Web security threats and protection mechanisms

UNIT – I

Attacks on Computers and Computer Security: Introduction, The need for security, Security approaches, Principles of security, Types of Security attacks, Security services, Security Mechanisms, A model for Network Security

Cryptography: Concepts and Techniques: Introduction, plain text and cipher text, substitution techniques, transposition techniques, encryption and decryption, symmetric and asymmetric key cryptography, steganography, key range and key size, possible types of attacks.

Learning Outcomes

At the end of the unit, students will be able to:

- Identify different types of Attacks (L3)
- Interpret various cryptography techniques (L5)
- Distinguish between cryptography and steganography (L4)

UNIT – II

Symmetric key Ciphers: Block Cipher principles & Algorithms (DES, AES, Blowfish), Differential and Linear Cryptanalysis, Block cipher modes of operation, Stream ciphers, RC4, Location and placement of encryption function, Key distribution

Asymmetric key Ciphers: Principles of public key cryptosystems, Algorithms (RSA, Diffie-Hellman, ECC), Key Distribution

Learning Outcomes

At the end of the unit, students will be able to:

- Differentiate symmetric and asymmetric ciphers (L4)
- Explain the principles of public key cryptography (L2)
- Select the appropriate cryptographic algorithm based on the requirements and applications. (L5)

UNIT – III

Message Authentication Algorithms and Hash Functions: Authentication requirements, Functions, Message authentication codes, Hash Functions, Secure hash algorithm, Whirlpool, HMAC, CMAC, Digital signatures, knapsack algorithm.

Learning Outcomes

At the end of the unit, students will be able to:

- Summarize authentication techniques (L2)
- Apply Hash algorithm for generating Digital signatures (L3)

UNIT – IV

E-Mail Security: Pretty Good Privacy, S/MIME

IP Security: IP Security overview, IP Security architecture, Authentication Header, encapsulating security payload, combining security associations, key management.

Learning Outcomes

At the end of the unit, students will be able to:

- Extend security for emails (L2)
- Examine IP security mechanisms (L4)

UNIT – V

Web Security: Web security considerations, Secure Socket Layer and Transport Layer Security, Secure electronic transaction

Intruders, Virus and Firewalls: Intruders, Intrusion detection, password management, Virus and related threats, Countermeasures, Firewall design principles, Types of firewalls

Case Studies on Cryptography and security: Secure Inter-branch Payment Transactions, Cross site Scripting Vulnerability, Virtual Elections.

Learning Outcomes

At the end of the unit, students will be able to:

- Design secure electronic transactions (L6)
- Explain different types of Firewalls (L2)

Course Outcomes

Upon completion of the course, the students should be able to:

- Identify various type of vulnerabilities of a computer network (L2)
- Outline various security algorithms (L4)
- Design secure systems (L6)
- Investigate the threats and identify the solutions for threats (L4)

TEXT BOOKS:

1. William Stallings, "Cryptography and Network Security", 5th Edition, Pearson Education, 2011.
2. Atul Kahate, "Cryptography and Network Security", 2nd Edition, Mc Graw Hill, 2010.
3. Bernard Menezes "Network Security and Cryptography", 1st Edition, CENGAGE Learning, 2010.

REFERENCES:

1. C K Shyamala, N Harini, Dr T R Padmanabhan, Wiley India, "Cryptography and Network Security", 1st Edition, Wiley India Pvt Ltd, 2011.
2. ForouzanMukhopadhyay "Cryptography and Network Security", 2nd Edition , Mc Graw Hill, 2010.
3. Mark Stamp, Wiley India, "Information Security, Principles and Practice", 2nd Edition, Wiley, 2011.

(19A05603b) MACHINE LEARNING

Professional Elective-II

(Common to CSE & IT)

Course Objectives:

This course is designed to:

- Understand the basic theory underlying machine learning
- Formulate machine learning problems corresponding to different applications.
- Illustrate a range of machine learning algorithms along with their strengths and weaknesses
- Apply machine learning algorithms to solve problems of moderate complexity.
- Understand how Machine Learning imbibes the philosophy of Human learning.

UNIT I

Introduction: Learning Problems – Perspectives and Issues – Concept Learning – Version Spaces and Candidate Eliminations – Inductive bias – Decision Tree learning – Representation – Algorithm – Heuristic Space Search.

Learning Outcomes:

At the end of the unit, students will be able to:

- Explore how to build computer programs that improve their performance at some task through experience. (L6).
- Interpret Decision tree learning as practical methods for inductive inference. (L2)

UNIT II

NEURAL NETWORKS AND GENETIC ALGORITHMS: Neural Network Representation – Problems – Perceptrons – Multilayer Networks and Back Propagation Algorithms – Advanced Topics – Genetic Algorithms – Hypothesis Space Search – Genetic Programming – Models of Evolution and Learning.

Learning Outcomes:

At the end of the unit, students will be able to:

- Appraise artificial neural networks as one of the most effective learning methods currently known to interpret complex real-world sensor data,. (L5).
- Illustrates the use of the genetic algorithm approach, and examine the nature of its hypothesis space search.(L2)

UNIT III

BAYESIAN AND COMPUTATIONAL LEARNING: Bayes Theorem – Concept Learning – Maximum Likelihood – Minimum Description Length Principle – Bayes Optimal Classifier – Gibbs Algorithm – Naïve Bayes Classifier – Bayesian Belief Network – EM Algorithm – Probability Learning – Sample Complexity – Finite and Infinite Hypothesis Spaces – Mistake Bound Model.

Learning Outcomes:

At the end of the unit, students will be able to:

- Illustrate the principles of Probability for classification as an important area of Machine Learning Algorithms. (L2)
- Analyze sample complexity and computational complexity for several learning Problems (L4)

UNIT IV

INSTANCE BASED LEARNING: K- Nearest Neighbor Learning – Locally weighted Regression – Radial Bases Functions – Case Based Learning.

Learning Outcomes:

At the end of the unit, students will be able to:

- Infer that the Instance based algorithms can be used to overcome memory complexity and overfitting problems. (L2).

UNIT V

ADVANCED LEARNING : Learning Sets of Rules – Sequential Covering Algorithm – Learning Rule Set – First Order Rules – Sets of First Order Rules – Induction on Inverted Deduction – Inverting Resolution – Analytical Learning – Perfect Domain Theories – Explanation Base Learning – FOCL Algorithm – Reinforcement Learning – Task – Q-Learning – Temporal Difference Learning

Learning Outcomes:

At the end of the unit, students will be able to:

- Infer that the combined methods outperform both purely inductive and purely analytical learning methods. (L2)
- Recognize the importance of Reinforcement Learning in the industry.

Course Outcomes:

Upon completion of the course, the students should be able to:

- Identify machine learning techniques suitable for a given problem. (L3)
- Solve the real world problems using various machine learning techniques. (L6)
- Apply Dimensionality reduction techniques for data preprocessing. (L3)
- Explain what is learning and why it is essential in the design of intelligent machines. (L2)
- Implement Advanced learning models for language, vision, speech, decision making etc. (L1)

Text Books:

- 1) T.M. Mitchell, “Machine Learning”, McGraw-Hill, 1997.

Reference Books:

- 1) Ethern Alpaydin, “Introduction to Machine Learning”, MIT Press, 2004.
- 2) Stephen Marsland, “Machine Learning -An Algorithmic Perspective”, Second Edition, Chapman and Hall/CRC Machine Learning and Pattern Recognition Series, 2014.
- 3) Andreas C. Müller and Sarah Guido “Introduction to Machine Learning with Python: A Guide for Data Scientists”, Oreilly.

e-Resources:

- 1) Andrew Ng, “Machine Learning Yearning” <https://www.deeplearning.ai/machine-learning-yearning/>
- 2) Shai Shalev-Shwartz , Shai Ben-David, “Understanding Machine Learning: From Theory to Algorithms” , Cambridge University Press
<https://www.cse.huji.ac.il/~shais/UnderstandingMachineLearning/index.html>

(19A05603c) DESIGN PATTERNS

Professional Elective-II
(Common to CSE & IT)

Course Objectives:

This course is designed to:

- Understand design patterns and their underlying objects oriented concepts.
- Learn the day-to-day problems faced by object-oriented designers and how design patterns solve them
- Provide an interface for creating families of related objects without specifying their concrete classes.
- To know the consequences of combining patterns on the overall quality of a system.

UNIT-I

Introduction to Design Patterns

Design Pattern Definition, Design Patterns in Small Talk MVC, Describing Design Patterns, Catalog of Design Patterns, Organizing the Catalog, Solving of Design Problems using Design Patterns, Selection of a Design Pattern, Use of Design Patterns.

Learning Outcomes:

At the end of the unit, students will be able to:

- Develop design patterns in Small Talk MVC (L6).
- How to select and use a Design Pattern (L1).
- Solve problems using design patterns (L3).

UNIT-II

Designing A Document Editor: A Case Study

Design problems, Document structure, Formatting, Embellishing the User Interface, Supporting Multiple Look and Feel standards, Supporting Multiple Window Systems, User Operations, Spelling Checking and Hyphenation. Creational Patterns: Abstract Factory, Builder, Factory Method, Prototype, Singleton, Discussion of Creational Patterns.

Learning Outcomes:

At the end of the unit, students will be able to:

- Apply eight different patterns to Lexi's design. (L3).
- Specify the kinds of objects to create new objects using prototype(L4).

UNIT-III

Structural Patterns-1: Adapter, Bridge, Composite.

Structural Patterns-2: Decorator, Facade, Flyweight, Proxy, Discuss of Structural Patterns.

Learning Outcomes:

At the end of the unit, students will be able to:

- Understand structural patterns (L2).
- Explain adapter, bridge and composite structural patterns (L2).
- Create decorator, facade, flyweight and proxy structural patterns (L6).

UNIT-IV

Behavioral Patterns-1: Chain of Responsibility, Command, Interpreter, Iterator.

Behavioral Patterns-2: Mediator, Memento, Observer.

Learning Outcomes:

At the end of the unit, students will be able to:

- Define behavioral patterns (L1).
- Demonstrate object scope behavioral patterns (L2).
- Justify description for different types of behavioral patterns (L5).

UNIT-V

Behavioral Patterns-2(cont'd): State, Strategy, Template Method, Visitor, and Discussion of Behavioral Patterns.

What to Expect from Design Patterns, a Brief History. The Pattern Community An Invitation, A Parting Thought.

Learning Outcomes:

At the end of the unit, students will be able to:

- Identify behavioural patterns (L6).
- Justify different types of behavioural patterns (L5).
- Determine community for patterns (L4).

Course Outcomes:

Upon completion of the course, the students should be able to:

- Develop own way of working with design patterns. (L6).
- Critique well-known design patterns (L5).
- Distinguish different categories of design patterns (L4).
- Apply common design patterns to incremental/iterative development (L3).
- Identify appropriate patterns for solving a given problem (L3).

TEXT BOOK:

1. Erich Gamma, “Design Patterns”, Pearson Education.

REFERENCE BOOKS:

1. Mark Grand, “Pattern’s in JAVA” , Vol-I, Wiley DreamTech.
2. Mark Grand, “Pattern’s in JAVA”, Vol-II By, Wiley DreamTech.
3. Mark Grand, “JAVA Enterprise Design Patterns”, Vol-III, Wiley DreamTech.
4. Buschmann & others, “Pattern Oriented Software Architecture”, John Wiley & Sons.

JAWAHARLAL NEHRU TECHNOLOGICAL UNIVERSITY ANANTAPUR
B.Tech (IT) – III-II **L T P C**
3 0 0 3
(19A01604a) INDUSTRIAL WASTE AND WASTE WATER MANAGEMENT
OPEN ELECTIVE-II

Course Objectives:

- To teach Health and Environment Concerns in waste water management
- To teach material balance and design aspects of the reactors used in waste water treatment.
- To impart knowledge on selection of treatment methods for industrial waste water
- To teach common methods of treatment in different industries
- To provide knowledge on operational problems of common effluent treatment plant

UNIT –I

Industrial water Quantity and Quality requirements:

Boiler and cooling waters–Process water for Textiles, Food processing, Brewery Industries, power plants, fertilizers, sugar mills Selection of source based on quality, quantity and economics. Use of Municipal wastewater in Industries – Adsorption, Reverse Osmosis, Ion Exchange, Ultra filtration, Freezing, Elutriation, Removal of Colour, Odour and Taste.

Learning Outcomes:

At the end of the unit, students will be able to:

- Learn the procedures for assessment of quality of Industrial water
- Suggest different processes of handling waste water

UNIT –II

Basic theories of Industrial Wastewater Management: Industrial waste survey - Measurement of industrial wastewater Flow-generation rates – Industrial wastewater sampling and preservation of samples for analysis - Wastewater characterization-Toxicity of industrial effluents-Treatment of wastewater-unit operations and processes-Volume and Strength reduction – Neutralization and Equalization, Segregation and proportioning-recycling, reuse and resources recovery

Learning Outcomes:

At the end of the unit, students will be able to:

- Measure industrial waste water flow
- Characterize waste water
- Suggest techniques for treatment of waste water.

UNIT –III

Industrial wastewater disposal management: Discharges into Streams, Lakes and oceans and associated problems, Land treatment - Common Effluent Treatment Plants: advantages and suitability, Limitations and challenges- Recirculation of Industrial Wastes- Effluent Disposal Method

Learning Outcomes:

At the end of the unit, students will be able to:

- Understand options for waste water disposal.
- Explain functioning of common effluent treatment plants

UNIT – IV

Process and Treatment of specific Industries-1: Manufacturing Process and origin, characteristics, effects and treatment methods of liquid waste from Steel plants, Fertilizers, Textiles, Paper and Pulp industries, Oil Refineries, Coal and Gas based Power Plants

Learning Outcomes:

At the end of the unit, students will be able to:

- Understand the character of waste water from Steel plants and refineries
- Suggest suitable waste water treatment techniques

UNIT – V

Process and Treatment of specific Industries-2: Manufacturing Process and origin, characteristics, effects and treatment methods of liquid waste from Tanneries, Sugar Mills, Distillers, Dairy and Food Processing industries, Pharmaceutical Plants

Learning Outcomes:

At the end of the unit, students will be able to:

- Understand the character of waste water from tanneries and distilleries
- Suggest suitable waste water treatment techniques

Course Outcomes:

Upon the successful completion of this course, the students will be able to:

- Design treatment methods for any industrial wastewater.
- Examine the manufacturing process of various industries.
- Assess need for common effluent treatment plant for an industry
- Test and analyze BOD, COD, TSS and MPN in waste water.

TEXT BOOK

1. M. N. Rao and A. K. Dutta, "Wastewater Treatment", Oxford & IBH, New Delhi.
2. K.V. S. G. Murali Krishna, "Industrial Water and Wastewater Management".

REFERENCES

1. A. D. Patwardhan, "Industrial Wastewater treatment", PHI Learning, Delhi
2. Metcalf and Eddy Inc., "Wastewater Engineering", Tata McGraw Hill co., New Delhi.
3. G. L. Karia & R.A. "Christian Wastewater Treatment- Concepts and Design Approach", Prentice Hall of India.

(19A01604b) BUILDING SERVICES AND MAINTAINANCE
OPEN ELECTIVE-II

Course Objectives:

- To impart knowledge in concepts of building maintenance
- To insist the student to observe various practices of good building maintenance
- To teach the importance safety in buildings
- To demonstrate the use of ventilation in buildings.
- To give the list of different types of machineries in buildings

UNIT – I

PLUMBING SERVICES: Water supply system- fixing of pipes in buildings – maintenance of buildings- water meters-sanitary fittings-design of building drainage- gas supply systems

Learning Outcomes:

At the end of the unit, students will be able to:

- Understand water supply system
- Understand the building drainage system.

UNIT – II

VENTILATION: Necessity of ventilation – functional requirements – systems of ventilation-natural ventilation-artificial ventilation-air conditioning-systems of air conditioning-essentials of air conditioning-protection against fire caused by air conditioning systems.

Learning Outcomes:

At the end of the unit, students will be able to:

- Understand concepts of ventilation
- Understand concepts of air conditioning

UNIT – III

THERMAL INSULATION: Heat transfer system-thermal insulating materials-methods of thermal insulation-economics of thermal insulation-thermal insulation of exposed walls, doors, windows and roofs.

Learning Outcomes:

At the end of the unit, students will be able to:

- Understand methods of insulation
- Understand materials of insulation

UNIT – IV

FIRE SAFETY: Causes of fire in buildings-fire safety regulations-characteristics of fire resisting materials- fire resistant construction-heat and smoke detectors-fire alarms-fire fighting pump and water storage.

Learning Outcomes:

At the end of the unit, students will be able to:

- Understand safety regulations of fire system
- Know about the implementation and usage of various fire resistant materials in building construction

UNIT – V

MACHINERIES IN BUILDINGS: Lifts-essential requirements-design considerations-escalators-essential requirements-electrical installations in buildings-lighting in buildings-methods of electrical wiring-earthing

Learning Outcomes:

At the end of the unit, students will be able to:

- Understanding of different machineries of buildings
- Understanding of electrical installation of buildings

Course Outcomes:

Student will be able to understand

- Concepts of plumbing, drainage system and gas supply system
- Concepts of ventilation and air conditioning
- Concepts of thermal insulation and economics of thermal insulation
- Concepts of fire safety in buildings and fire resistant construction
- Concepts of different machineries of buildings

TEXT BOOKS:

1. B.C.Punmia, Er. Ashok K jain, Arun K Jain “Building construction”, Laxmi publications pvt.ltd. New Delhi.
2. Janardhan Jah, S.K Sinha, “Building construction”, Khanna publishers
3. Rangwala, “Building construction”, Charoathar publishing house.

REFERENCE BOOKS:

1. David V Chaddrton, “Building services engineering”, Outledge
2. P.C Varghees “Building construction”, Printice hall india

(19A02604a) INDUSTRIAL AUTOMATION
OPEN ELECTIVE-II

Course Objectives:

- To understand the basic concepts of Automation
- To understand the concepts of automation cycle and hardware components
- To gain knowledge about pneumatic and hydraulic devices
- To understand the concepts of sensors and actuators
- To know the use of Robotics used in industries automation

UNIT -I:

Introduction to Automation

Definition and fundamentals of automation, reasons for Automating, basic elements of an automated system: Power, Program and control system, safety, maintenance & repair diagnosis, error detection and recovery, Automation principles and strategies: USA principle, strategies of automation and production system, automation migration strategy

Learning Outcomes:

At the end of the unit, students will be able to:

- To understand the fundamental concepts of automation and its basic elements
- To understand system safety requirements
- To understand about maintenance and repair strategies
- To know about production system automation

UNIT- II:

Mechanization and Automation

Basic principles of Mechanization and automation, product cycle, hard Vs flexible automation, Capital-intensive Vs low cost automation. Types of systems-mechanical, electrical, hydraulic, pneumatic and hybrid systems, Automation using CAMS, Geneva mechanisms, gears etc.

Assembly line Automation: automated assembly systems, transfer systems, vibratory bowl feeders, non-vibratory feeders, part orienting, feed track, part placing & part escapement systems. Introduction to Material storage/ handling and transport systems, and its automation using AS/RS, AGVS and conveyors etc.

Learning Outcomes:

At the end of the unit, students will be able to:

- To know about how to analyse the various automation methods
- To know about assembling and placing of various parts

- To distinguish between mechanization and automation of systems
- To know about material storage, handling and automation using various approaches

UNIT -III:

Pneumatics and hydraulics

Hydraulic and pneumatic devices-Different types of valves, Actuators and auxiliary elements in Pneumatics & hydraulics , their applications and use of their ISO symbols. Synthesis and design of circuits (up to 3 cylinders)–pneumatic, electro pneumatics and hydraulics. Design of Electro-Pneumatic Circuits using single solenoid and double solenoid valves; with and without grouping.

Learning Outcomes:

At the end of the unit, students will be able to:

- To know design of various pneumatic and hydraulic components
- To understand about synthesis and design of Pneumatic circuits
- To understand about electro pneumatic circuits
- To design using various solenoid valves with and without grouping

UNIT -IV:

Sensors & Actuators Sensors

Selection of sensors (Displacement, temperature, acceleration, force /pressure) based on static and dynamic characteristics. Interfacing: Concept of interfacing, bit accuracy and sampling speed, amplifying electronics, and microcontroller. Actuators: Principle and selection of electro mechanical actuators (1) DC motors (2) Stepper Motors (3) Solenoid Actuators (4) Servo Motors (5) BLDC

Learning Outcomes:

At the end of the unit, students will be able to:

- To know about selection of sensors and actuators based on dynamic characteristics
- To understand about necessity of interfacing sensors with Microcontroller
- To understand principle and selection of actuators
- To apply various electro mechanical actuators to certain machines

UNIT- V:

Robots and their applications

Introduction to robots, Types, Classifications, Selection of robots, Robot Degrees of freedom, Robot configuration, Accuracy and repeatability, Specification of a robot, Robot feedback controls: Point to point

control and Continuous path control, Control system for robot joint, Adaptive control, Drives and transmission systems, End effectors, Industrial robot applications of robots

Learning Outcomes:

At the end of the unit, students will be able to:

- To know about Robots, classification, selection and specifications
- To understand the use of robotics in industrial applications
- To know about various feedback controls of Robot
- To understand how adaptive control strategies can be used in Robots

Course Outcomes:

1. Understand the basic concepts of Industrial automation
2. Design and analysis of automation methods, placing and assembling of various parts
3. Design of various processing and control circuits using pneumatic and hydraulic elements
4. Selection of sensors based on the industrial application
5. Role of robotics in industrial applications

TEXT BOOKS:

1. Stamatios Manesis and George Nikolakopoulos, "Introduction to Industrial Automation", CRC Press, 2018.
2. Frank Lamb, "Industrial Automation", Hands on, Mc Graw Hill Education, 2013.

REFERENCES:

1. Richerd L. Shell and Ernest L. Hall, "Hand Book of Industrial Automation", CRC Press, 2000.

(19A02604b) SYSTEM RELIABILITY CONCEPTS
(OPEN ELECTIVE-II)

Course Objectives:

To make the students learn about:

- The Basic concepts, rules for combining probabilities of events, failure density and distribution functions.
- Evaluation of network Reliability / Unreliability and types of redundancies.
- Evaluation of network Reliability / Unreliability using conditional probability method.
- Expected value and standard deviation of Exponential distribution and Measures of reliability.
- Evaluation of Limiting State Probabilities of one, two component repairable models.

UNIT-I:

Basic Probability Theory

Basic concepts – Rules for combining Probabilities of events – Failure Density and Distribution functions – Bernoulli's trials – Binomial distribution – Expected value and standard deviation for binomial distribution – Examples

Learning Outcomes:

At the end of the unit, students will be able to:

- To know about basic rules for probabilities of events
- To distinguish between pdf and cdf
- Get detailed information about Probability of failure density and distribution functions
- Obtain the expected value and standard deviation for binomial distribution.

UNIT-II:

Network Modeling and Reliability Evaluation

Basic concepts – Evaluation of network Reliability / Unreliability – Series systems, Parallel systems, Series - Parallel systems, partially redundant systems – Types of redundancies - Evaluation of network Reliability / Unreliability using conditional probability method – Paths based and Cutset based approach – complete event tree and reduced event tree methods - Examples.

Learning Outcomes:

At the end of the unit, students will be able to:

- How to find the Probability of success and failures of network using different approaches for series-parallel configurations.

- Classification of redundancies.
- To find reliability / unreliability of complex systems using different methods
- Comparison of approaches to solve probability index of SISO system

UNIT-III:

Time Dependent Probability

Basic concepts – Reliability functions $f(t)$, $Q(t)$, $R(t)$, $h(t)$ – Relationship between these functions – Bath tub curve – Exponential failure density and distribution functions - Expected value and standard deviation of Exponential distribution – Measures of reliability – MTTF, MTTR, MTBF – Evaluation of network reliability / Unreliability of simple Series, Parallel, Series-Parallel systems - Partially redundant systems - Evaluation of reliability measure – MTTF for series and parallel systems – Examples.

Learning Outcomes:

At the end of the unit, the student will be able to

- Understand the concepts of time domain functions and relationship between them.
- Obtain the expected value and standard deviation for exponential distribution.
- Obtain the values of probabilistic measures for series and parallel configurations.
- To obtain probabilistic measures for fully redundant and partially redundant configurations

UNIT-IV:

Discrete Markov Chains & Continuous Markov Processes

Markov Chains: Basic concepts – Stochastic transitional Probability matrix – time dependent probability evaluation – Limiting State Probability evaluation – Absorbing states.

Markov Processes: Modeling concepts – State space diagrams – time dependent reliability evaluation of single component repairable model – Evaluation of Limiting State Probabilities of one, two component repairable models – Frequency and duration concepts – Frequency balance approach - Examples.

Learning Outcomes:

At the end of the unit, the student will be able to

- Understand the concepts of Stochastic Transitional Probability Matrix, Limiting State Probability
- To know about evaluation for one and two component repairable models.
- Understand the concept of Frequency balance approach.
- To distinguish between Markov chains and Markov processes

UNIT-V:

Multi Component & Approximate System Reliability Evaluation

Recursive relation for evaluation of equivalent transitional rates– cumulative probability and cumulative frequency and ‘n’ component repairable model – Series systems, Parallel systems, Basic probability indices – Series, Parallel systems – Complex Systems– Cutset approach – Examples.

Learning Outcomes:

At the end of the unit, the student will be able to

- Understand the concepts of recursive relation for evaluation of equivalent transitional rates.
- Obtain the cumulative probability and cumulative frequency for different systems
- To know about computation of basic probability indices for series, parallel configurations
- To know how to evaluate basic probability indices using cut set approach

Course Outcomes:

After completing the course, the student should be able to do the following:

- Understand the concepts for combining Probabilities of events, Bernoulli’s trial, and Binomial distribution.
- Network Reliability/Unreliability using conditional probability, path and cutset based approach, complete event tree and reduced event tree methods.
- Understanding Reliability functions and to develop relationship between these functions, expected value and standard deviation of Exponential distribution and measures of reliabilities.
- Analyze the time dependent reliability evaluation of single component repairable model, frequency and duration concepts, Frequency balance approach.
- Recursive relation for evaluation of equivalent transitional rates, cumulative probability and cumulative frequency and ‘n’ component repairable model.

Text Books:

1. Roy Billinton and Ronald N. Allan, “Reliability Evaluation of Engineering Systems”, Reprinted in India B. S. Publications, 2007.
2. E. Balagurusamy, “Reliability Engineering”, Tata McGraw Hill, 2003.

Reference Books:

1. E. E. Lewis , “Introduction to Reliability Engineering” Wiley Publications.
2. Charles E. Ebeling, “Reliability and Maintainability Engineering”, Tata McGraw Hill, 2000.
3. by Ajit Kumar Verma, Srividya Ajit and Durga Rao Karanki, Springer, “Reliability and Safety Engineering” 2nd edition, 2016.
4. Rausand and Arnljot Hoyland, “System Reliability Theory Marvin”, Wiley Publications.

(19A03604a) INTRODUCTION TO MECHATRONICS
OPEN ELECTIVE

Course Objectives:

- Familiarize the technologies behind modern mechatronic systems.
- Explain fundamentals for the development of fully automated system.
- Develop a robotic or automated systems focusing on the hardware and software integration.
- Demonstrate the development and design of mechatronic system and MEMS.

UNIT – I

Introduction: Definition of Mechatronics, Need for Mechatronics in Industry, Objectives of mechatronics, mechatronics design process, Mechatronics key elements, mechatronics applications – Computer numerical control (CNC) machines, Tool monitoring systems, Flexible manufacturing system (FMS), Industrial Robots, Automatic packaging systems, Automatic inspection systems.

Learning Outcomes:

At the end of the unit, the student will be able to

- Explain the role of mechatronics in industry.(12)
- Identify the application of mechatronics in automation industry.(13)

UNIT – II

Sensors: Static characteristics of sensors, Displacement, Position and Proximity sensors, Force and torque sensors, Pressure sensors, Flow sensors, Temperature sensors, Acceleration sensors, Level sensors, Light sensors, Smart material sensors, Micro and Nano sensors, Selection criteria for sensors.

Learning Outcomes:

At the end of the unit, the student will be able to

- Classify various types of sensors. (12)
- Choose sensors for particular application. (13)
- Measure different quantity's using sensors. (14)

UNIT – III

Actuators: Mechanical, Electrical, Hydraulic and Pneumatic Actuation systems, Characteristics and their limitations, Design of Hydraulic and Pneumatic circuits, Piezoelectric actuators, Shape memory alloys, Selection criteria for actuators.

Learning Outcomes:

At the end of the unit, the student will be able to

- Classify various actuation systems. (I2)
- Choose the criterion for different actuators. (I1)

UNIT – IV

Microprocessors, Microcontrollers and Programmable Logic Controllers: Architecture of of Microprocessor, Microcontroller and Programmable Logic Controller, PLC Programming using ladder diagrams, logics, latching, sequencing, timers relays and counters, data handling, Analog input/output, selection of controllers.

Learning Outcomes:

At the end of the unit, the student will be able to

- Understand the architecture of microprocessors, microcontrollers and PLC. (L2)
- Formulate various programs using PLC. (L6)

UNIT – V

Design of mechatronics systems, Mechatronics design elements, Traditional mechatronics systems, Embedded systems, Procedure for designing a mechatronic systems.

Learning Outcomes:

At the end of the unit, the student will be able to

- Understanding design of mechatronics . (L2)
- Various Mechatronics systems. (L4)
- Design Aspects of Mechatronic systems. (L2)

Course Outcomes

Upon successful completion of this unit, the student will be able to:

- Explain mechatronics systems in industry. (12)
- Identify mechatronic systems encountered in practice. (13)
- Examine the components of a typical mechatronic system. (14)
- Compare the various techniques used for development of mems. (14)
- Develop programs using plc. (16)

Text books:

1. Er R. Rajput, “A Text book of Mechatronics”, S.Chand, 2nd edition-2016.
2. James J Allen, “Micro Electro Mechanical Systems Design”, CRC Press Taylor & Francis group, 2005.

Reference Text books:

1. WBolton, “Mechatronics Electronics Control Systems in Mechanical and Electrical Engineering”, 3rd edition, Pearson Education Press, 2005.
2. Devadas Shetty and Richard A Kolk, “Mechatronic System Design”, 2nd edition, Cengage learning, 2010.
3. Clarence W. de Silva, “Mechatronics an Integrated Approach”, CRC Press, 2004.
4. Ganesh S Hedge, “Mechatronics”, Jones & Bartlett Learning, 2010.

(19A03604b) OPTIMIZATION TECHNIQUES THROUGH MATLAB
OPEN ELECTIVE-II

Course Objectives

- Introduce basics of MATLAB
- Familiarize the fundamentals of optimization
- Explain single variable optimization using various methods
- Implement multi variable optimization using various methods
- Train various evolutionary algorithms.

UNIT -I

Introduction to MATLAB: Overview, MATLAB Preliminaries, Basics of MATLAB, Beyond the Basics of MATLAB, Popular Functions and Commands, Plotting using MATLAB, Optimization with MATLAB.

Learning Outcomes:

After completion of this unit, students will be able to

- Write simple codes in MATLAB. (L3)
- Plot the data using MATLAB. (L3)
- Implement optimization models in MATLAB. (L3)

UNIT -II

Introduction to Optimization: Statement of an optimization problem, Classifications of optimization Problems: Single variable optimization, Multi variable optimization with no constraints, Multi variable optimization with equality constraints, Multi variable optimization with inequality constraints, Convex and Concave programming.

Learning Outcomes:

After completion of this unit, students will be able to

- Build optimization problem. (I1)
- Solve various optimization problems(13)
- Compare convex and concave programming (14)

UNIT -III

Single Variable Optimization: Finite difference method, Central difference method, Runge-Kutta method, interval halving method, golden section method with MATLAB code.

Learning Outcomes:

After completion of this unit, students will be able to

- Understand various methods involving single variable optimization. (12)
- Develop codes in matlab for different methods. (13)

- Identify methods for solving a single variable optimization problem. (13)

UNIT- IV

Multi Variable Optimization: Conjugate gradient method, Newton's method, Powell's method, Fletcher-Reeves method, Hook and Jeeves method, interior penalty function with MATLAB code.

Learning Outcomes:

After completion of this unit, students will be able to

- Apply various methods involving multi variable optimization. (12)
- Develop codes in matlab for solving various multi variable optimization problems. (13)
- Choose methods for solving a multi variable optimization problem. (13)

UNIT -V

Evolutionary Algorithms: Overview, Genetic Algorithms: Basics of Genetic Algorithms, Options in MATLAB, Multi Objective Optimization using Genetic Algorithms, Ant Colony Optimization, Simulated Annealing, Particle Swarm Optimization.

Learning Outcomes:

After completion of this unit, students will be able to

- Apply different types of genetic algorithms. (13)
- Model optimization problems using genetic algorithms in matlab. (13)
- Compare different genetic algorithms for performance. (15)

Course Outcomes:

After completion of this course the student can be able to

- Use optimization terminology and concepts, and understand how to classify an optimization problem.(14)
- Apply optimization methods to engineering problems.(13)
- Implement optimization algorithms.(13)
- Compare different genetic algorithms. (15)
- Solve multivariable optimization problems. (14)

TEXT BOOKS:

1. Rao V.Dukkipati, MATLAB: “An Introduction with Applications”, Anshan, 2010.
2. Achille Messac, “Optimization in practice with MATLAB”, Cambridge University Press, 2015.
3. Jasbir S Arora, “Introduction to optimum design”, 2nd edition. Elsevier, 2004.

REFERENCES:

1. Cesar Perez Lopez, "MATLAB Optimization Techniques", Academic press, Springer publications, 2014.
2. Steven C.Chapra, "Applied Numerical Methods with MATLAB for Engineers and scientists": 4th edition, McGraw-Hill Education, 2018.

(19A04604a) **BASICS OF VLSI**
OPEN ELECTIVE-II

Course Objectives:

The objectives of the course are to

- Learn and Understand IC Fabrication process steps required for various MOS circuits
- Understand and Experience VLSI Design Flow
- Learn Transistor-Level CMOS Logic Design
- Understand VLSI Fabrication and Experience CMOS Physical Design
- Learn to Analyze Gate Function and Timing Characteristics

UNIT – I

Introduction: Introduction to MOS Technology – MOS, PMOS, NMOS, CMOS and BiCMOS technologies, fabrication fundamentals: Oxidation, Lithography, Diffusion, Ion implantation, Metallization and Encapsulation.

Basic Electrical Properties: Basic Electrical Properties of MOS, CMOS and BiCMOS Circuits, I_{DS} - V_{DS} relationships, MOS transistor threshold Voltage, g_m , g_{ds} , figure of merit ω_0 , Pass transistor, NMOS inverter, Various pull - ups, Determination of pull-up to pulldown ratio (Z_{pu} / Z_{pd}), CMOS Inverter analysis and design, BiCMOS inverters, Latch-up in CMOS circuits.

Learning Outcomes:

After completion of this unit, students will be able to

- Demonstrate a clear understanding of CMOS fabrication flow and technology scaling (L2)
- Analyze the electrical properties of MOS and BiCMOS circuits (L3)
- Design MOSFET based logic circuit (L4)

UNIT – II

VLSI Circuit Design Processes: VLSI Design Flow, MOS Layers, Stick Diagrams, Design Rules and Layouts, Lambda based design rules, Contact cuts, CMOS Lambda based design rules, Layout Diagrams for logic gates, Transistor structures, wires and vias, Scaling of MOS circuits- Scaling models, scaling factors, scaling factors for device parameters, Limitations of Scaling.

Learning Outcomes:

After completion of this unit, students will be able to

- Understand the design rules and layout diagram for logic gates, limitations of scaling (L1)

- Draw the Layout of simple MOS circuit using Lambda based design rules (L2)

UNIT – III

Gate Level Design and Layout: Architectural issues, Switch logic networks: Gate logic, Alternate gate circuit: Pseudo-NMOS Dynamic CMOS logic. Basic circuit concepts, Sheet Resistance R_s and its concept to MOS, Area Capacitance Units, Calculations, The delay unit T , Inverter Delays, Driving large Capacitive Loads, Wiring Capacitances, Fan-in and fan-out, Choice of layers

Learning Outcomes:

After completion of this unit, students will be able to

- Apply basic circuit concepts to MOS circuits. (L2)
- Estimate the propagation delays in CMOS circuits (L3).

UNIT – IV

Subsystem Design: Subsystem Design, Shifters, Adders, ALUs, Multipliers: Array multiplier, Serial/Parallel multiplier, Parity generator, Comparators, Zero/One Detectors, Up/Down Counter, Memory elements: SRAM, DRAM, ROM, Serial Access Memories.

Learning Outcomes:

After completion of this unit, students will be able to

- Apply the Lambda based design rules for subsystem design (L2)
- Design of Adders, Multipliers and memories etc (L4)
- Design digital systems using MOS circuits (L4)

UNIT – V

Semiconductor Integrated Circuit Design: PLDs, FPGAs, CPLDs, Standard Cells, Programmable Array Logic, Programmable Logic Array Design Approach.

Learning Outcomes:

After completion of this unit, students will be able to

- Analyze various architectures and device technologies of PLDs (L3)
- Design simple logic circuit using PLA, PAL, FPGA and CPLD. (L4)

Course Outcomes:

- Learn the basic fabrication process of MOS transistors, study CMOS inverter circuits, basic circuit concepts such as Sheet Resistance, Area Capacitance and Delay calculation, Field programmable gate arrays and realization techniques, CPLDs and FPGAs for implementing the various logic functions.

- Apply CMOS technology-specific layout rules in the placement and routing of transistors and interconnect, and to verify the functionality.
- Analyze the performance of CMOS Inverter circuits
- Compare various Scaling models and understand the effect of scaling on device parameters

TEXT BOOKS:

1. Kamran Eshraghian, “Essentials of VLSI circuits and systems”, EshraghianDouglas and A. Pucknell, PHI, 2005 Edition
2. Wayne Wolf, “Modern VLSI Design”, 3rd Edition, Pearson Education, 1997.

REFERENCE BOOKS:

1. John .P. Uyemura, “CMOS logic circuit Design”, Springer, 2007.
2. Neil H. E Weste, “CMOS VLSI Design – A Circuits and Systems Perspective”, 3rd edition, DavidHarris, Ayan Banerjee, Pearson, 2009.

(19A04604b) PRINCIPLES OF COMMUNICATION SYSTEMS
OPEN ELECTIVE-II

Course Objectives:

- To understand the concept of various modulation schemes and multiplexing.
- To apply the concept of various modulation schemes to solve engineering problems.
- To analyse various modulation schemes.
- To evaluate various modulation scheme in real time applications.

UNIT-I:

Amplitude Modulation

Introduction to Noise and Fourier Transform. An overview of Electronic Communication Systems. Need for Frequency Translation, Amplitude Modulation: DSB-FC, DSB-SC, SSB-SC and VSB. Frequency Division Multiplexing. Radio Transmitter and Receiver.

Learning Outcomes:

At the end of the unit, the student should be able to

- Understand the concept of noise, Fourier transform, carrier modulation and frequency division multiplexing (L1).
- Apply the concept of amplitude modulation to solve engineering problems (L2).
- Analyse various amplitude modulation schemes (L3).
- Evaluate various amplitude modulation schemes in real time applications (L3).

UNIT-II:

Angle Modulation

Angle Modulation, Tone modulated FM Signal, Arbitrary Modulated FM Signal, FM Modulation and Demodulation. Stereophonic FM Broadcasting.

Learning Outcomes:

At the end of the unit, the student should be able to

- Understand the concept of angle modulation and its components (L1).
- Apply the concept of frequency modulation to solve engineering problems (L2).
- Analyse angle modulation schemes (L3).
- Evaluate frequency modulation scheme in real time applications (L3).

UNIT-III:

Pulse Modulation

Sampling Theorem: Low pass and Band pass Signals. Pulse Amplitude Modulation and Concept of Time Division Multiplexing. Pulse Width Modulation. Digital Representation of Analog Signals.

Learning Outcomes:

At the end of the unit, the student should be able to

- Understand the concept of various pulse modulation schemes and time division multiplexing (L1).
- Analyse various pulse modulation schemes (L3).

UNIT-IV:

Digital Modulation

Binary Amplitude Shift Keying, Binary Phase Shift Keying and QuadraturePhase Shift Keying, Binary Frequency Shift Keying. Regenerative Repeater.

Learning Outcomes:

At the end of the unit, the student should be able to

- Understand the concept of various digital modulation schemes (L1).
- Analyze various digital modulation schemes (L3).

UNIT-V:

Communication Systems

Satellite, RADAR, Optical, Mobile and Computer Communication (Block diagram approach only).

Learning Outcomes:

At the end of the unit, the student should be able to

- Understand the concept of various communication systems (L1).

Note: The main emphasis is on qualitative treatment. Complex mathematical treatment may be avoided.

Course Outcomes:

- Understand the concept of various modulation schemes and multiplexing (L1).
- Apply the concept of various modulation schemes to solve engineering problems (L2).
- Analyse various modulation schemes, and evaluate various modulation scheme in real time applications (L3).

TEXT BOOKS:

1. Herbert Taub, Donald L Schilling and Goutam Saha, “Principles of Communication Systems”, 3rdEdition, Tata McGraw-Hill Publishing Company Ltd., 2008.

REFERENCES:

1. B. P. Lathi, Zhi Ding and Hari M. Gupta, “Modern Digital and Analog Communication Systems”, 4th Edition, Oxford University Press, 2017.
 2. K. Sam Shanmugam “Digital and Analog Communication Systems”, Wiley India Edition, 2008.
-

Blooms’ Learning levels:

L1: Remembering and Understanding

L2: Applying

L3: Analyzing, Evaluating

(19A05604a) FUNDAMENTALS OF VR/AR/MR
Open Elective-II
(Common to CSE & IT)

Course Objectives:

This course is designed to:

- Explore the history of spatial computing and design interactions
- Understand the foundational principles describing how hardware, computer vision algorithms function
- Learn Virtual reality animation and 3D Art optimization
- Demonstrate Virtual reality
- Introduce to the design of visualization tools

UNIT-I

How Humans interact with Computers: Common term definition, introduction, modalities through the ages (pre- 20th century, through world war-II, post world war-II, the rise of personal computing, computer miniaturization), why did we just go over all of this?, types of common HCI modalities, new modalities, the current state of modalities for spatial computing devices, current controllers for immersive computing systems, a note on hand tracking and hand pose recognition.

Designing for our Senses, Not our Devices: Envisioning a future, sensory technology explained, who are we building this future for?, sensory design, five sensory principles, Adobe's AR story.

Learning Outcomes:

At the end of the unit, students will be able to:

- Explain common modalities and their pros and cons.(L2)
- Demonstrate Mapping modalities to current industry inputs(L2)
- Explore the importance of design with spatial computing(L5)

UNIT-II

Virtual Reality for Art: A more natural way of making 3D art, VR for animation.

3D art optimization: Introduction, draw calls, using VR tools for creating 3D art, acquiring 3D models vs making them from scratch.

How the computer vision that makes augmented reality possible works: Who are we?, a brief history of AR, how and why to select an AR platform, mapping, platforms, other development considerations, the AR cloud.

Learning Outcomes:

At the end of the unit, students will be able to:

- Utilize VR tools for creating 3D Animations(L3)
- Analyze how and why to Select an AR Platform(L4)

UNIT-III

Virtual reality and augmented reality: cross platform theory: Why cross platform? The role of game engines, understanding 3D graphics, portability lessons from video game design, simplifying the controller input.

Virtual reality toolkit: open source framework for the community: What is VRTK and why people use it?, the history of VRTK, welcome to the steam VR unity toolkit, VRTK v4, the future of VRTK, success of VRTK.

Three virtual reality and augmented reality development practices: Developing for virtual reality and augmented reality, handling locomotion, effective use of audio, common interaction paradigms.

Learning Outcomes:

At the end of the unit, students will be able to:

- Explain why the design approach should be considered at a holistic high level based on the goal of the experience(L2)
- Build VR solutions using Virtual reality toolkit(L6)
- Interpret the development practices in three Virtual reality and Augmented reality development(L2)

UNIT-IV

Data and machine learning visualization design and development in spatial computing: Introduction, understanding data visualization, principles for data and machine learning visualization design and development in spatial computing, why data and machine learning visualization works in spatial computing, 2D data visualization vs 3D data visualization in spatial computing, interactivity in data visualizations and in spatial computing, animation, failures in data visualization, good data visualization design optimize 3D spaces, data representations, info graphics, and interactions, defining distinctions in data visualization and big data for machine, how to create data visualization: data visualization creation pipeline, webXR, data visualization challenges in XR, data visualization industry use case examples of data visualization, 3D reconstruction and direct manipulation of real world data, data visualization is for everyone, hands on tutorials, how to create data visualization, resources.

Learning Outcomes:

At the end of the unit, students will be able to:

- Understand, define, and set data and machine visualization design and development principles in embodied reality(L1)
- Demonstrate best practices, and practical tools to create beautiful and functional data visualizations.(L2)

UNIT-V

Character AI and Behaviors: Introduction, behaviors, current practice: Reactive AI, more intelligence in the system, Deliberative AI, machine learning.

The virtual and augmented reality health technology ecosystem: VR/AR health technology application design, standard UX isn't intuitive, tutorial: insight Parkinson's experiment, companies, case studies from leading Academic institutions.

Learning Outcomes:

At the end of the unit, students will be able to:

- Design a behavioral AI system for a video game(L6)
- Identify issues related to design of virtual reality (VR) and augmented reality (AR) experiences deployed in a health-care context(L3)
- Explain the use of motion data from controllers to reduce the visible tremor of a Parkinson's patient in a virtual environment(L2)

Course outcomes

Upon completion of the course, the students should be able to:

- Explain how the humans interact with computers (L2)
- Apply technical and creative approaches to make successful applications and experiences. (L3)
- Design audio and video interaction paradigms (L6)
- Design Data visualization tools (L6)
- Apply VR/MR/AR in various fields in industry (L3)

Text book

1. Erin Pangilinan, Steve lukas, and Vasanth Mohan, “Creating Augmented & Virtual Realities”, 1st edition, O’REILLY, 2019.

References

1. Steve Aukstakalnis, “Practical Augmented Reality”, Pearson Education, 2017.

(19A05604b) DATA SCIENCE
Open Elective-II
(Common to CSE & IT)

Course Objectives

This course is designed to:

- Understand the approaches for handling data related problems
- Explore the mathematical concepts required for Data science
- Explain the basic concepts of data science.
- Elucidate various Machine Learning algorithms.
- Introduce Natural Language Processing and Recommender Systems

UNIT- I

Introduction to Data Science, A Crash Course in Python, Visualising Data.

Learning Outcomes:

At the end of the unit, students will be able to:

- Describe the importance of data analysis (L1).
- Identify the key connectors of Data Science (L4).
- Interpret and Visualize the data using bar charts, line charts and scatter plots (L3).

UNIT-II

Linear Algebra, Statistics, Probability, Hypothesis and Inference, Gradient Descent.

Learning Outcomes:

At the end of the unit, students will be able to:

- Identify the Correlation between two vectors (L4).
- Test a given hypothesis (L3).
- Compute mean, median and mode for the given data (L3).

UNIT-III

Getting Data, Working with Data, Machine Learning, k-Nearest Neighbors, Naïve Bayes.

Learning Outcomes:

At the end of the unit, students will be able to:

- Compute dimensionality reduction using PCA (L3).
- Differentiate supervised and unsupervised learning methods (L4).
- Describe overfitting, under fitting, bias, variance and goodness of learning (L1).
- Solve classification problem using k-nearest neighbour classifier (L3).
- Apply Naïve Bayes classifier to solve decision making problem (L3).

UNIT-IV

Simple Linear Regression, Multiple Regression, Logistic Regression, Decision Trees, Neural Networks.

Learning Outcomes:

At the end of the unit, students will be able to:

- Describe gradient descent approach, maximum likelihood estimation and method of least squares (L1).
- Apply SVM to determine a hyperplane with maximum margin (L3).
- Determine decision tree for given data (L5).
- Describe Perceptron and Back Propagation (L3).

UNIT-V

Clustering, Natural Language Processing, Network Analysis, Recommender Systems.

Database and SQL, MapReduce

Learning Outcomes:

At the end of the unit, students will be able to:

- Determine Clusters in data using k-means and Hierarchical Clustering methods (L5).
- Apply basic SQL Operations using NotQuiteABase (L3).
- Compare User-Based and Item-Based Collaborative Filtering (L2).
- Describe Grammer and MapReduce (L1).

Course Outcomes:

After completion of this course the student would be able to

- Visualize the data using bar charts, line charts and scatter plots (L4).
- Analyse Correlation between two data objects (L4).
- Demonstrate feature selection and dimensionality reduction.(L2)
- Solve decision making problems using k-NN, Naïve Bayes, SVM and Decision. Trees (L3).
- Determine Clusters in data using k-means and Hierarchical Clustering methods (L3).
- Design basic SQL Operations using NotQuiteABase (L6)
- Demonstrate the way to use machine learning algorithms using python. (L2)

Text Books:

1. Data Science from Scratch, First Principles with Python - Joel Grus, O'Reilly, First Edition.

Reference Books:

1. The Data Science Handbook, Field Cady, WILEY.
2. An Introduction to Data Science, Jeffrey M. Stanton, Jeffrey Stanton, 2012

(19A27604a) FOOD TOXICOLOGY
OPEN ELECTIVE II

PREAMBLE

This text covers about toxins and their relation in food. Examination, identification and prevention of toxins.

Course Objectives

- To know the various toxins and their evaluation.
- To understand their tolerance and control measures.

UNIT – I

Principles of Toxicology: classification of toxic agents; characteristics of exposure; spectrum of undesirable effects; interaction and tolerance; biotransformation and mechanisms of toxicity. Evaluation of toxicity: risk vs. benefit: experimental design and evaluation: prospective and retrospective studies: Controls :Statistics (descriptive, inferential): animal models as predictors of human toxicity: Legal requirements and specific screening methods: LD50 and TD50: in vitro and in vitvo studies; clinical trials.

Learning Outcomes:

At the end of unit, students will be able to understand the following

- Classification of toxic agents; characteristics of exposure;
- Spectrum of undesirable effects; interaction and tolerance; biotransformation and mechanisms of toxicity.
- Evaluation of toxicity: risk vs. benefit: experimental design and evaluation:
- Prospective and retrospective studies: Controls: Statistics (descriptive, inferential): animal models as predictors of human toxicity:
- Legal requirements and specific screening methods: LD50 and TD50: in vitro and in vitvo studies; clinical trials.

UNIT – II

Natural toxins in food: natural toxins of importance in food- toxins of plant and animal origin; microbial toxins (e.g., bacterial toxins, fungal toxins and Algal toxins), natural occurrence, toxicity and significance, determination of toxicants in foods and their management.

Learning Outcomes:

At the end of unit, students will be able to understand the following

- Natural toxins in food: natural toxins of importance in food- toxins of plant and animal origin

- Microbial toxins (e.g., bacterial toxins, fungal toxins and algal toxins), natural occurrence, toxicity and significance
- Determination of toxicants in foods and their management

UNIT – III

Food allergies and sensitivities: natural sources and chemistry of food allergens; true/untrue food allergies; handling of food allergies; food sensitivities (anaphylactoid reactions, metabolic food disorders and idiosyncratic reactions); Safety of genetically modified food: potential toxicity and allergenicity of GM foods. Safety of children consumables.

Learning outcomes:

At the end of unit, students will be able to understand the following

- Natural sources and chemistry of food allergens; true/untrue food allergies; handling of food allergies
- Food sensitivities (anaphylactoid reactions, metabolic food disorders and idiosyncratic reactions)
- Potential toxicity and allergenicity of gm foods. Safety of children consumables.

UNIT – IV

Environmental contaminants and drug residues in food: fungicide and pesticide residues in foods; heavy metal and their health impacts; use of veterinary drugs (e.g. Malachite green in fish and β - agonists in pork); other contaminants in food, radioactive contamination of food, Food adulteration and potential toxicity of food adulterants.

Learning Outcomes:

At the end of unit, students will be able to understand the following

- Fungicide and pesticide residues in foods; heavy metal and their health impacts
- Use of veterinary drugs (e.g. Malachite green in fish and β - agonists in pork); other contaminants in food, radioactive contamination of food
- Food adulteration and potential toxicity of food adulterants.

UNIT – V

Food additives and toxicants added or formed during food processing: safety of food additives; toxicological evaluation of food additives; food processing generated toxicants: nitroso-compounds, heterocyclic amines, dietary Supplements and toxicity related to dose: common dietary supplements; relevance of the dose; possible toxic effects.

Learning Outcomes:

At the end of unit, students will be able to understand the following

- Safety of food additives; toxicological evaluation of food additives;
- Nitroso-compounds, heterocyclic amines, dietary supplements and toxicity related to dose
- Common dietary supplements; relevance of the dose; possible toxic effects.

Course Outcomes

By the end of course

- Student will gain knowledge on principles of toxicity and characteristics of toxins and their classification. Examination and prevention of toxins in foods and etc.

TEXT BOOKS

1. Helferich, W., and Winter, C.K “Food Toxicology”,. CRC Press, LLC. Boca Raton, FL. 2007.
2. Shibamoto, T., and Bjeldanes, L. “Introduction to Food Toxicology”, 2009, 2nd Edition. Elsevier Inc., Burlington, MA.
3. Watson, D.H. “Natural Toxicants in Food”, CRC Press, LLC. Boca Raton, FL1998.

REFERENCES

1. Duffus, J.H., and Worth, H.G. J. “Fundamental Toxicology”, The Royal Society of Chemistry. 2006.
2. Stine, K.E., and Brown, T.M. “Principles of Toxicology”, 2nd Edition. CRC Press. 2006.
3. Tönu, P. “Principles of Food Toxicology”. CRC Press, LLC. Boca Raton, FL. 2007.

(19A27604b) FOOD PLANT EQUIPMENT DESIGN
OPEN ELECTIVE - II

PREAMBLE

This text focuses on materials used for food plant equipment and factors considered for design of various equipment.

Course Objectives:

- To understand the material properties and codes used.
- To know the design considerations.
- To study the design of evaporators, dryers, crystallizers and etc.

UNIT – I

Materials and properties: Materials for fabrication, mechanical properties, ductility, hardness, corrosion, protective coatings, corrosion prevention linings equipment, choice of materials, material codes. Design considerations: Stresses created due to static and dynamic loads, combined stresses, design stresses and theories of failure, safety factor, temperature effects, radiation effects, effects of fabrication method, economic considerations

Learning Outcomes:

At the end of unit, students will be able to understand the following

- Materials for fabrication, mechanical properties, ductility, hardness, corrosion, protective coatings
- Corrosion prevention linings equipment, choice of materials, material codes
- Stresses created due to static and dynamic loads, combined stresses, design stresses and theories of failure, safety factor
- Temperature effects, radiation effects, effects of fabrication method, economic considerations

UNIT – II

Design of pressure and storage vessels: Operating conditions, design conditions and stress; Design of shell and its component, stresses from local load and thermal gradient, mountings and accessories. Design of heat exchangers: Design of shell and tube heat exchanger, plate heat exchanger, scraped surface heat exchanger, sterilizer and retort

Learning Outcomes:

At the end of unit, students will be able to understand the following

- Design of pressure and storage vessels includes operating conditions, design conditions and stress
- Design of shell and its component, stresses from local load and thermal gradient, mountings and accessories
- Design of heat exchangers like shell and tube heat exchanger, plate heat exchanger, scraped surface heat exchanger, sterilizer and retort

UNIT – III

Design of evaporators and crystallizers: Design of single effect and multiple effect evaporators and its components; Design of rising film and falling film evaporators and feeding arrangements for evaporators; Design of crystallizer and entrainment separator

Learning Outcomes:

At the end of unit, students will be able to understand the following

- Design of evaporators like single effect and multiple effect evaporators and its components; rising film and falling film evaporators and feeding arrangements for evaporators;
- Design of crystallizer and entrainment separator

UNIT – IV

Design of agitators and separators: Design of agitators and baffles; Design of agitation system components and drive for agitation. Design of centrifuge separator; Design of equipment components, design of shafts, pulleys, bearings, belts, springs, drives, speed reduction systems. Design of freezing equipment: Design of ice-cream freezers and refrigerated display system

Learning Outcomes:

At the end of unit, students will be able to understand the following

- Design of agitators and baffles like Design of agitation system components and drive for agitation.
- Design of centrifuge separator like equipment components, design of shafts, pulleys, bearings, belts, springs, drives, speed reduction systems.
- Design of freezing equipment like ice-cream freezers and refrigerated display system

UNIT – V

Design of dryers: Design of tray dryer, tunnel dryer, fluidized dryer, spray dryer, vacuum dryer, freeze dryer and microwave dryer. Design of extruders: Cold and hot extruder design, design of screw and barrel, design of twin screw extruder. Design of fermenters: Design of fermenter vessel, design problems

Learning Outcomes:

At the end of unit, students will be able to understand the following

- Design of dryers like tray dryer, tunnel dryer, fluidized dryer, spray dryer, vacuum dryer, freeze dryer and microwave dryer
- Design of extruders like Cold and hot extruder design, design of screw and barrel, design of twin screw extruder.
- Design of fermenter vessel, design problems

Course Outcomes

By the end of the course, the students will

- acquires knowledge on theoretical aspects to be design considerations for a food plant equipment and designing of evaporators, separators, storage vessels and etc.

TEXT BOOKS

1. Antonio Lopez-Gomez, Gustavo V. Barbosa-Canovas, "Food plant design", CRC press 2005.
2. George D. Saravacos and Zacharias B. Maroulis, "Food Plant Economics", CRC Press 2007.

REFERENCES

1. Peters M., Timmerhaus K. & Ronald W., "Plant Design & Economics for Chemical Engineers", McGraw Hill.
2. James R Couper, "Process Engg. Economics (Chemical Industries) CRC Press 3. Aries & Newton, Chemical Engg. Cost Estimation", McGraw Hill.

(19A54604a) WAVELET TRANSFORMS AND ITS APPLICATIONS

OPEN ELECTIVE-II

Course Objective:

This course provides the students to understand Wavelet transforms and its applications.

UNIT-I-

Wavelets

Wavelets and Wavelet Expansion Systems - Wavelet Expansion- Wavelet Transform- Wavelet System- More Specific Characteristics of Wavelet Systems -Haar Scaling Functions and Wavelets -effectiveness of Wavelet Analysis -The Discrete Wavelet Transform The Discrete-Time and Continuous Wavelet Transforms.

Learning Outcomes:

Students will be able to

- Understand wavelets and wavelet expansion systems.
- Find wavelet transforms in continuous as well as discrete domains.

UNIT-II-

A Multiresolution Formulation of Wavelet Systems

Signal Spaces -The Scaling Function -Multiresolution Analysis - The Wavelet Functions - The Discrete Wavelet Transform- A Parseval's Theorem - Display of the Discrete Wavelet Transform and the Wavelet Expansion.

Learning Outcomes:

Students will be able to

- Illustrate the multi resolution analysis, scaling function.
- Implement parseval theorem.

UNIT-III-

Filter Banks and the Discrete Wavelet Transform : Analysis - From Fine Scale to Coarse Scale- Filtering and Down-Sampling or Decimating -Synthesis - From Coarse Scale to Fine Scale -Filtering and Up-Sampling or Stretching - Input Coefficients - Lattices and Lifting - -Different Points of View.

Learning Outcomes:

Students will be able to

- Form fine scale to coarse scale analysis.
- Perform decimating synthesis.
- Find the lattices and lifting.

UNIT-IV

Multiresolution versus Time-Frequency Analysis- Periodic versus Nonperiodic Discrete Wavelet Transforms - The Discrete Wavelet Transform versus the Discrete-Time Wavelet Transform- Numerical Complexity of the Discrete Wavelet Transform.

Learning Outcomes:

Students will be able to

- Perform multi resolution versus time frequency analysis.
- Perform numerical complexity of discrete wavelet transforms.

UNIT-V

Bases, Orthogonal Bases, and Biorthogonal Bases -Matrix Examples - Fourier Series Example - Sine Expansion Example - Frames and Tight Frames - Matrix Examples -Sine Expansion as a Tight Frame Example.

Learning Outcomes:

Students will be able to

- Understand the orthogonal bases and Biorthogonal Bases.
- Find the Frames and Tight Frames using Fourier series.

Course Outcomes:

After the completion of course, students will be able to

- Understand wavelets and wavelet expansion systems.
- Illustrate the multi resolution analysis and scaling functions.
- Form fine scale to coarse scale analysis.
- Find the lattices and lifting.
- Perform numerical complexity of discrete wavelet transforms.
- Find the frames and tight frames using fourier series.

TEXT BOOKS:

1. C. Sidney Burrus, Ramesh A. Gopinath, "Introduction to Wavelets and Wavelets Transforms", Prentice Hall, (1997).
2. James S. Walker, "A Primer on Wavelets and their Scientific Applications", CRC Press, (1999).

REFERENCE BOOKS:

1. Raghuvver Rao, "Wavelet Transforms", Pearson Education, Asia.

(19A52604a) SOFT SKILLS
(OPEN ELECTIVE-II)

Course Objectives

- To develop awareness in students of the relevance and importance of soft skills
- To provide students with interactive practice sessions to make them internalize soft skills
- To develop Time management, Positive thinking & Decision making skills
- To enable to manage stress effectively
- To enable them to develop employability skills

SYLLABUS

UNIT – I

INTRODUCTION

Definition – Scope – Importance- – Methods of improving soft skills – Limits- Analysis –Interpersonal and intrapersonal skills - Verbal and Non-verbal skills.

Learning Outcomes:

At the end of the module, the learners will be able to

- Understand the importance of soft skills
- Identify the methods of improving soft skills
- Analyze various soft skills in different situations
- Distinguish various soft skills
- Apply various soft skills in day to day life and in workplace

UNIT – II INTRAPERSONAL SKILLS

Knowing self/temperaments/traits - Johari windows – quotient skills(IQ, EQ, SQ), creativity, decision-making- Attitude – Confidence Building - Positive Thinking –Time Management – Goal setting.

Learning Outcomes:

At the end of the module, the learners will be able to

- Understand self and its temperament.
- Apply various techniques to know the self.
- Develop positive thinking
- Develop creative thinking and decision-making skills
- Apply self-knowing tools in day to day and professional life.

UNIT – III

INTERPERSONAL SKILLS

Leadership Skills – Negotiation skills – Team-building – Crisis Management – Event Management – Ethics and Etiquettes.

Learning Outcomes:

At the end of the module, the learners will be able to

- Understand the importance of interpersonal skills
- Analyze various tactics in negotiation skills.
- Develop team building spirit.
- Develop crisis management
- Apply interpersonal skills through etiquettes.

UNIT – IV

VERBAL SKILLS

Importance of verbal skills in corporate climate, Listening skills –Mother Tongue Influence (MTI) - Speaking skills – Public speaking - Oral presentations - Writing skills –E-mail etiquettes – Memos - Indianism

Learning Outcomes:

At the end of the module, the learners will be able to

- Understand the importance of verbal skills in corporate climate.
- Explain the need of listening skills.
- Explore MTI and suggest remedies to avoid it.
- Interpret various contexts of speaking.
- Apply verbal skills in personal and professional life.

UNIT – V NON-VERBAL SKILLS

Importance of body language in corporate culture – body language-Facial expressions – eye contact – posture – gestures – Proxemics – Haptics – Dress Code – Paralanguage –Tone, pitch, pause& selection of words

Learning Outcomes:

At the end of the module, the learners will be able to

- Comprehend the importance of non-verbal communication.
- Expound the need of facial expressions, postures and gestures.
- Analyze proxemics,haptics etc.
- Understand the importance of dress code.
- Apply various techniques to use para language

Course Outcomes

- Recognize the importance of verbal and non verbal skills
- Develop the interpersonal and intrapersonal skills
- Apply the knowledge in setting the SMART goals and achieve the set goals
- Analyze difficult situations and solve the problems in stress-free environment
- Create trust among people and develop employability skills

Text Books

1. Meenakshi Raman &ShaliniUpadhyay “ Soft Skills”,Cengage Learning, 2018.
2. S. Balasubramaniam, “Soft Skills for Interpersonal Communication”, Orient Black Swan, 2017.

References

1. Barun K. Mitra, “Personality Development and Soft Skills”, –OXFORD Higher Education 2018.
2. AlkaWadkar, “Life Skills for Success “, Sage Publications 2016.
3. Robert M Sheffield, “Developing Soft Skills”, Pearson, 2010.
4. DianaBooher, “Communicate With Confidence”,Tata McGrawhill, 2012.

HUMANITIES ELECTIVE-I
(19A52602a) ENTREPRENEURSHIP & INCUBATION

Course Objectives :

The objective of this course is

- To make the student understand about Entrepreneurship
- To enable the student in knowing various sources of generating new ideas in setting up of New enterprise
- To facilitate the student in knowing various sources of finance in starting up of a business
- To impart knowledge about various government sources which provide financial assistance to entrepreneurs/ women entrepreneurs
- To encourage the student in creating and designing business plans

Syllabus

UNIT-I

Entrepreneurship - Concept, knowledge and skills requirement - Characteristics of successful entrepreneurs - Entrepreneurship process - Factors impacting emergence of entrepreneurship - Differences between Entrepreneur and Intrapreneur - Understanding individual entrepreneurial mindset and personality - Recent trends in Entrepreneurship.

Learning Outcomes:

At the end of the Unit, the learners will be able to

- Understand the concept of Entrepreneur and Entrepreneurship in India
- Know Entrepreneurship process and emergence of Entrepreneurship
- Analyze the differences between Entrepreneur and Intrapreneur
- Develop a creative mind set and personality
- Understand recent trends in Entrepreneurship across the globe

UNIT-II

Starting the New Venture - Generating business idea – Sources of new ideas & methods of generating ideas - Opportunity recognition - Feasibility study - Market feasibility, technical/operational feasibility - Financial feasibility - Drawing business plan - Preparing project report - Presenting business plan to investors.

Learning Outcomes:

At the end of the Unit, the learners will be able to

- Know the process of starting a new venture
- Analyze the sources of new methods in generating business idea
- Evaluate market feasibility, financial feasibility and technical feasibility
- Design and draw business plans in project preparation and prepare project reports

UNIT-III

Sources of finance - Various sources of Finance available - Long term sources - Short term sources - Institutional Finance – Commercial Banks, SFC's in India - NBFC's in India - their way of financing in India for small and medium business - Entrepreneurship development programs in India - The entrepreneurial journey- Institutions in aid of entrepreneurship development

Learning Outcomes:

At the end of the Unit, the learners will be able to

- Know the various sources of finance to start a new venture
- Contrast & compare between Long term & Short term finance sources
- Analyze the role of banks and other financial institutions in promoting entrepreneurship in India
- Evaluate the need and importance of MSMEs in the growth of country

UNIT-IV

Women Entrepreneurship - Entrepreneurship Development and Government - Role of Central Government and State Government in promoting women Entrepreneurship - Introduction to various incentives, subsidies and grants – Export- oriented Units - Fiscal and Tax concessions available - Women entrepreneurship - Role and importance - Growth of women entrepreneurship in India - Issues & Challenges - Entrepreneurial motivations.

Learning Outcomes:

At the end of the Unit, the learners will be able to

- Understand the role of government in promoting women entrepreneurship
- Know various incentives, subsidies and grants available to women entrepreneurs
- Analyze the role of export-oriented units
- Know about the tax concessions available for Women entrepreneurs
- Prepare to face the issues and challenges.

UNIT-V

Fundamentals of Business Incubation - Principles and good practices of business incubation- Process of business incubation and the business incubator and how they operate and influence the Type/benefits of incubators - Corporate/educational / institutional incubators - Broader business incubation environment - Pre-Incubation and Post - Incubation process - Idea lab, Business plan structure - Value proposition

Learning Outcomes:

At the end of the Unit, the learners will be able to:

- Understand the importance of business incubation
- Apply brilliant ideas in the process of business incubation
- Analyze the process of business incubation/incubators.
- Contrast & Compare between business incubation and business incubators.
- Design their own business incubation/incubators as viable-business unit.

Course Outcomes:

At the end of the course, students will be able to

- Understand the concept of Entrepreneurship and challenges in the world of competition.
- Apply the Knowledge in generating ideas for New Ventures.
- Analyze various sources of finance and subsidies to entrepreneur/women Entrepreneurs.
- Evaluate the role of central government and state government in promoting Entrepreneurship.
- Create and design business plan structure through incubations.

TEXT BOOKS

1. D F Kuratko and T V Rao, “Entrepreneurship” - A South-Asian Perspective – Cengage Learning, 2012. (For PPT, Case Solutions Faculty may visit : login.cengage.com)
- 2 . Nandan H, “ Fundamentals of Entrepreneurship”, PHI, 2013

REFERENCES

1. Vasant Desai, “Small Scale Industries and Entrepreneurship”, Himalaya Publishing 2012.
2. Rajeev Roy “Entrepreneurship”, 2nd Edition, Oxford, 2012.
3. B.Janakiramand M.Rizwanal “Entrepreneurship Development: Text & Cases”, Excel Books, 2011.
4. Stuart Read, Effectual “Entrepreneurship”, Routledge, 2013.

E-RESOURCES

1. Entrepreneurship-Through-the-Lens-of-enture Capital
2. <http://www.onlinevideolecture.com/?course=mba-programs&subject=entrepreneurship>
3. http://nptel.ac.in/courses/122106032/Pdf/7_4.pdf
4. <http://freevideolectures.com/Course/3514/Economics--Management--Entrepreneurhip/50>

(19A52602b) MANAGERIAL ECONOMICS AND FINANCIAL ANALYSIS

Course Objectives :

The objective of this course is

- To inculcate the basic knowledge of micro economics and financial accounting
- To make the students learn how demand is estimated for different products, input-output relationship for optimizing production and cost
- To know the various types of Market Structures & pricing methods and its strategies
- To give an overview on investment appraisal methods to promote the students to learn how to plan long-term investment decisions.
- To provide fundamental skills on Accounting and to explain the process of preparing Financial statements

Syllabus

UNIT I -

INTRODUCTION TO MANAGERIAL ECONOMICS DEMAND

Managerial Economics – Definition – Nature & Scope - Contemporary importance of Managerial Economics - Demand Analysis - Concept of Demand - Demand Function - Law of Demand - Elasticity of Demand - Significance - Types of Elasticity - Measurement of Elasticity of Demand - Demand Forecasting - Factors governing Demand Forecasting - Methods of Demand Forecasting - Relationship of Managerial Economics with Financial Accounting and Management.

Learning Outcomes:

At the end of the Unit, the learners will be able to

- Know the nature and scope of Managerial Economics and its importance
- Understand the concept of demand and its determinants
- Analyze the Elasticity and degree of elasticity
- Evaluate Demand forecasting methods
- Design the process of demand estimation for different types of demand

UNIT -II

THEORY OF PRODUCTION AND COST ANALYSIS

Production Function – Least-cost combination - Short-run and Long-run Production Function - Isoquants and Isocosts, MRTS - Cobb-Douglas Production Function - Laws of Returns - Internal and External Economies of scale – **Cost & Break Even Analysis** - Cost concepts and Cost behavior - Break-Even Analysis (BEA) -

Determination of Break-Even Point (Simple Problems) - Managerial significance and limitations of Break-Even Analysis.

Learning Outcomes:

At the end of the Unit, the learners will be able to

- Know the production function, Input-Output relationship and different cost concepts
- Apply the least-cost combination of inputs
- Analyze the behavior of various cost concepts
- Evaluate BEA for real time business decisions
- Develop profit appropriation for different levels of business activity

UNIT –III

INTRODUCTION TO FORMS OF BUSINESS ORGANIZATIONS AND MARKETS

Market structures - Forms of Business Organizations - Sole Proprietorship - Partnership - Joint Stock Companies - Public Sector Enterprises-Types of Markets - Perfect and Imperfect Competition - Features of Perfect Competition – Monopoly - Monopolistic Competition – Oligopoly - Price-Output Determination - Pricing Methods and Strategies.

Learning Outcomes:

At the end of the Unit, the learners will be able to

- Know the structure of markets, features of different markets and forms of business organizations
- Apply the price output relationship in different markets
- Analyze the optimum output levels to maximize profit in different markets
- Evaluate price-output relationship to optimize cost, revenue and profit
- Interpret Pricing Methods and Strategies

UNIT -IV

CAPITAL AND CAPITAL BUDGETING Concept of Capital - Significance - Types of Capital - Components of Working Capital - Sources of Short-term and Long-term Capital - Estimating Working capital requirements – Cash Budget - **Capital Budgeting** – Features of Capital Budgeting Proposals – Methods and Evaluation of Capital Budgeting Projects – Pay Back Method – Accounting Rate of Return (ARR) – Net Present Value (NPV) – Internal Rate Return (IRR) Method (simple problems)

Learning Outcomes:

At the end of the Unit, the learners will be able to

- Know the concept of capital budgeting and its importance in business
- Contrast and compare different investment appraisal methods
- Analyze the process of selection of investment alternatives using different appraisal methods
- Evaluate methods of capital budgeting for investment decision making and for maximizing returns
- Design different investment appraisals and make wise investments

UNIT –V

INTRODUCTION TO FINANCIAL ACCOUNTING AND ANALYSIS

Accounting Concepts and Conventions - Introduction Double-Entry Book Keeping, Journal, Ledger, Trial Balance - Final Accounts (Trading Account, Profit and Loss Account and Balance Sheet with simple adjustments). *Financial Analysis* - Analysis and Interpretation of Liquidity Ratios, Activity Ratios, and Capital structure Ratios and Profitability.

Learning Outcomes:

At the end of the Unit, the learners will be able to

- Know the concept, convention and significance of accounting
- Apply the fundamental knowledge of accounting while posting the journal entries
- Analyze the process and preparation of final accounts and financial ratios
- Evaluate the financial performance of an enterprise by using financial statements

Data Books Required:

Present Value Factors table

Course Outcomes:

At the end of the course, students will be able to

- Understand the fundamentals of Economics viz., Demand, Production, cost, revenue and markets
- Apply concepts of production, cost and revenues for effective business decisions
- Students can analyze how to invest their capital and maximize returns
- Evaluate the capital budgeting techniques
- Prepare the accounting statements and evaluate the financial performance of business entity.

TEXT BOOKS:

1. Varshney & Maheswari: “Managerial Economics”, Sultan Chand, 2013.
2. Aryasri: “Business Economics and Financial Analysis”, 4th edition, MGH, 2019

REFERENCES:

1. Ahuja HI “Managerial economics” 3rd edition, Schand, ,2013
2. S.A. Siddiqui and A.S. Siddiqui: “Managerial Economics and Financial Analysis”, New Age International,. 2013.
3. Joseph G. Nellis and David Parker: “Principles of Business Economics”, 2nd edition, Pearson, New Delhi.
4. Domnick Salvatore: “Managerial Economics in a Global Economy”, Cengage, 2013.

(19A52602c) BUSINESS ETHICS AND CORPORATE GOVERNANCE

Course Objectives :

The objectives of this course are

- To make the student understand the principles of business ethics
- To enable them in knowing the ethics in management
- To facilitate the student role in corporate culture
- Impart knowledge about the fair trade practices
- Encourage the student in knowing them about the corporate governance

Syllabus

BUSINESS ETHICS AND CORPORATE GOVERNANCE

UNIT -I

Introduction – Meaning - Nature and Scope – Loyalty and Ethical Behaviour, Values across Cultures; Business Ethics – Ethical Practices in Management. Types of Ethics – Characteristics – Factors influencing , Business Ethics – Importance of Business Ethics - Arguments for and against business ethics Basics of business ethics Corporate Social Responsibility – Issues of Management – Crisis Management

Learning Outcomes:

After completion of this unit student will

- Understand the meaning of loyalty and ethical Behavior
- Explain various types of Ethics
- Know about the factors influencing business ethics
- Understand the corporate social responsibility of management

UNIT –II

ETHICS IN MANAGEMENT

Introduction – Ethics in HRM – Marketing Ethics – Ethical aspects of Financial Management- Technology Ethics and Professional ethics. The Ethical Value System – Universalism, Utilitarianism, Distributive Justice, Social Contracts, Individual Freedom of Choice, Professional Codes; Culture and Ethics – Ethical Values in different Cultures, Culture and Individual Ethics.

Learning Outcomes:

After completion of this unit student will

- Understand the meaning of Marketing Ethics
- Analyze Differentiate between Technical ethics and professional ethics
- Know about the ethical value system
- Understand the Code and culture

UNIT-III

ROLE OF CORPORATE CULTURE IN BUSINESS

Meaning – Functions – Impact of corporate culture – cross cultural issues in ethics, Emotional Honesty – Virtue of humility – Promote happiness – karma yoga – proactive – flexibility and purity of mind. The Ethical System – Universalism, Utilitarianism, Distributive Justice, Social Contracts, Individual Freedom of Choice, Professional Codes; Culture and Ethics – Ethical Values in different Cultures, Culture and Individual Ethics.

Learning Outcomes:

After completion of this unit student will

- Understand the corporate culture in business
- Analyze Ethical Value System Know about the ethical value system
- Know Universalism, Utilitarianism, Distributive Justice
- Differentiate Ethical Values in different Cultures

UNIT- IV

Law and Ethics – Relationship between Law and Ethics, Other Bodies in enforcing Ethical Business Behavior, In Responsibilities of Business – Environmental Protection, Fair Trade Practices, Fulfilling all National obligations and wellbeing of Customers.

Learning Outcomes:

After completion of this unit student will

- Understand Law and Ethics
- Analyze Social Responsibilities of Business
- Know Environmental Protection and Fair Trade Practices
- Implementing National Safeguarding Health and wellbeing of Customers

UNIT –V

CORPORATE GOVERNANCE

Meaning – scope - Issues, need, corporate governance code, transparency & disclosure, role of auditors, board of directors and shareholders; Global issues of governance, accounting and regulatory frame work, corporate scams, committees in India and abroad, corporate social responsibility composition of BODs - Cadbury Committee - various committees - reports on corporate governance - Benefits and Limitations of Corporate Governance with living examples.

Learning Outcomes:

After completion of this unit student will

- Understand corporate governance code
- Analyze role of auditors, board of directors and shareholders
- Know accounting and regulatory frame work
- Implementing corporate social responsibility

Course Outcomes:

At the end of the course, students will be able to

- Understand business ethics and ethical practices in management.
- Understand the role of ethics in management
- Apply the knowledge in cross cultural ethics
- Analyze law and ethics
- Evaluate corporate governance

TEXT BOOKS:

1. Murthy CSV: “Business Ethics and Corporate Governance”, HPH
2. Bholanath Dutta, S.K. Podder – “Corporation Governance”, VBH.

REFERENCE BOOKS:

1. Dr. K. Nirmala, KarunakaraReaddy : “Business Ethics and Corporate Governance”, HPH
2. H.R.Machiraju: “Corporate Governance”
3. K. Venkataramana, “Corporate Governance”, SHBP.
4. N.M.Khandelwal : “Indian Ethos and Values for Managers”

(19A52602d) ENTERPRISE RESOURCE PLANNING

Course Objectives :

The objectives of this course are

- To provide a contemporary and forward-looking on the theory and practice of Enterprise Resource Planning
- To enable the students in knowing the Advantages of ERP
- To train the students to develop the basic understanding of how ERP enriches the Business organizations in achieving a multidimensional growth.
- Impart knowledge about the historical background of BPR
- To aim at preparing the students, technologically competitive and make them ready to self-upgrade with the higher technical skills.

Syllabus

UNIT-I

Introduction to ERP: Enterprise – An Overview Integrated Management Information, Business Modeling, Integrated Data Model Business Processing Reengineering(BPR), Data Warehousing, Data Mining, On-line Analytical Processing(OLAP), Supply Chain Management (SCM), Customer Relationship Management(CRM),

Learning Outcomes:

After completion of this unit student will

- Understand the concept of ERP
- Explain various Business modeling
- Know the contemporary technology like SCM, CRM
- Understand the OLAP

UNIT-II

Benefits of ERP: Reduction of Lead-Time, On-time Shipment, Reduction in Cycle Time, Improved Resource Utilization, Better Customer Satisfaction, Improved Supplier Performance, Increased Flexibility, Reduced Quality Costs, Improved Information Accuracy and Design-making Capability

Learning Outcomes:

After completion of this unit student will

- Understand the Advantages of ERP
- Explain the challenges associated with ERP System
- Analyze better customer satisfaction
- Differentiate Improved Information Accuracy and Design-making Capability

UNIT-III

ERP Implementation Lifecycle: Pre-evaluation Screening, Package Evaluation, Project Planning Phase, Gap Analysis, Reengineering, Configuration, Implementation Team Training, Testing, Going Live, End-user Training, Post-implementation (Maintenance mode)

Learning Outcomes:

After completion of this unit student will

- Understand the implementation of ERP life cycle
- Explain the challenges associated with implementing ERP system
- Analyze the need of re-engineering
- Know the recent trends in team training testing and go-live

UNIT-IV

BPR: Historical background: Nature, significance and rationale of business process reengineering (BPR), Fundamentals of BPR. Major issues in process redesign: Business vision and process objectives, Processes to be redesigned, Measuring existing processes,

Learning Outcomes:

After completion of this unit student will

- Understand the business process reengineering
- Explain the challenges associated with BPR
- Analyze the need of process redesign
- Differentiate between process to be redesign and measuring existing process

UNIT-V

IT in ERP: Role of information technology (IT) and identifying IT levers. Designing and building a prototype of the new process: BPR phases, Relationship between BPR phases. MIS - Management Information System, DSS - Decision Support System, EIS - Executive Information System.

Learning Outcomes:

After completion of this unit student will

- Understand the role of IT
- Explain the challenges in Designing and building a prototype of the new process
- Analyze the need of MIS
- Differentiate between DSS and EIS

Course outcomes:

At the end of the course, students will be able to

- Understand the basic use of ERP Package and its role in integrating business functions.
- Explain the challenges of ERP system in the organization
- Apply the knowledge in implementing ERP system for business
- Evaluate the role of IT in taking decisions with MIS
- Create reengineered business processes with process redesign

TEXT BOOKS:

1. Pankaj Sharma. "Enterprise Resource Planning". Aph Publishing Corporation, New Delhi, 2004.
2. Alexis Leon, "Enterprise Resource Planning", IV Edition, Mc.Graw Hill, 2019

REFERENCE BOOKS:

1. Marianne Bradford "Modern ERP", 3rd edition.
2. "ERP making it happen Thomas f. Wallace and Michael
3. Directing the ERP Implementation Michael w pelphrey

(19A52602e) SUPPLY CHAIN MANAGEMENT

Course Objectives :

The objectives of this course are

- To provide Knowledge on logistics and supply chain management
- To enable them in designing the distribution network
- To train the students in knowing the supply chain Analysis
- Impart knowledge on Dimensions of logistic
- To know the recent trends in supply chain management

Syllabus

UNIT-1

Introduction to Supply Chain Management

Supply chain - objectives - importance - decision phases - process view -competitive and supply chain strategies - achieving strategic fit – supply chain drivers - obstacles – framework - facilities -inventory-transportation-information-sourcing-pricing.

Learning Outcomes:-

After completion of this unit student will

- Understand the meaning and objectives of supply chain management
- Explain supply chain drivers
- Know the steps involved in SCM frame work
- Understand transportation information and pricing

UNIT-2

Designing the distribution network

Role of distribution - factors influencing distribution - design options - e-business and its impact – distribution networks in practice –network design in the supply chain - role of network -factors affecting the network design decisions modeling for supply chain. Role of transportation - modes and their performance – transportation infrastructure and policies - design options and their trade-offs tailored transportation.

Learning Outcomes:-

After completion of this unit student will

- Understand the different distribution network

- Explain the factors influencing network design in the supply chain
- Know the Role of transportation
- Analyze design options and their trade-offs

UNIT-3

Supply Chain Analysis.

Sourcing - In-house or Outsource - 3rd and 4th PLs - supplier scoring and assessment, selection - design collaboration - Procurement process - Sourcing planning and analysis. Pricing and revenue management for multiple customers, perishable products, seasonal demand, bulk and spot contracts.

Learning Outcomes:-

After completion of this unit student will

- Understand the concept of supply chain Analysis
- Explain design collaboration
- Know procurement process -sourcing planning and analysis
- Understand seasonal demand, bulk and spot contracts

UNIT-4

Dimensions of Logistics

A macro and micro dimension - logistics interfaces with other areas - approach to analyzing logistics systems - logistics and systems analysis - techniques of logistics system analysis - factors affecting the cost and importance of logistics. Demand Management and Customer Service Outbound to customer logistics systems - Demand Management –Traditional Forecasting - CPFRP - customer service - expected cost of stock outs - channels of distribution.

Learning Outcomes:-

After completion of this unit student will

- Understand dimensions of logistics
- Explain logistics interfaces with other areas
- Know techniques of logistics system analysis
- Understand Demand Management

UNIT-5

Recent Trends in Supply Chain Management-Introduction, New Developments in Supply Chain Management, Outsourcing Supply Chain Operations, Co-Maker ship, The Role of E-Commerce in Supply Chain Management, Green Supply Chain Management, Distribution Resource Planning, World Class Supply Chain Management

Learning Outcomes:-

After completion of this unit student will

- Understand the recent trend in supply chain management
- Explain The Role of E-Commerce in Supply Management
- Know Green Supply Chain Management
- Understand Distribution Resource Planning

Course Outcomes:

At the end of the course, students will be able to

- Understand the strategic role of logistic and supply chain management in the cost reduction and offering best service to the customer
- Understand Advantages of SCM in business
- Apply the knowledge of supply chain Analysis
- Analyze reengineered business processes for successful SCM implementation
- Evaluate Recent trend in supply chain management

TEXT BOOKS:

1. Sunil Chopra and Peter Meindl, Supply Chain Management – “Strategy, Planning and Operation”, 3rd Edition, Pearson/PHI, 2007.
2. Supply Chain Management by Janat Shah Pearson Publication 2008.

REFERENCE BOOKS:

1. A Logistic approach to Supply Chain Management – Coyle, Bardi, Longley, Cengage Learning, 1/e
2. Donald J Bowersox, Dand J Closs, M Bixby Coluper, “Supply Chain Logistics Management”, 2nd edition, TMH, 2008.
3. Wisner, Keong Leong and Keah-Choon Tan, “Principles of Supply Chain Management A Balanced Approach”, Cengage Learning, 1/e
4. David Simchi-Levi et al, “Designing and Managing the Supply Chain” – Concepts

(19A12601P) WEB TECHNOLOGIES LABORATORY

Course Objectives:

This course is designed to:

- To develop an ability to design and implement static and dynamic website
- To use JSP, JS and JSON to create rich web applications
- To familiarize with Ajax along with PHP to fetch data from MySQL database.
- To apply XML Http Request object to manage asynchronous requests
- To use asynchronous requests to give web applications the feel of desktop applications

Week-1:

Design the following static web pages required for an e-commerce web site.

HOME PAGE:

The static home page must contain three **frames**.

Top frame : Logo and the ecommerce image with specified menu links Home page, Sign-in / Signup page.

Left frame : Display top offer items and their respective cost.

Right frame: The *pages regular items with specified cost & categories of items list.*

Week-2:

Design the following static forms for Signin / Signup / Cart etc.

Signup page consists of following fields like Name, Email, Age, Gender, Mobile number, Address, Username, Password, Confirm Password, Submit & Reset buttons

Sign –in page consists of following fields like Username, Password, Login button.

Cart page consist of item list, select quantity, select address, remove item button confirm order button.

Week-3:

- a. Apply the java script validation constraints to the Signup & Sign-in pages .(Validate required fields)
- b. Write a java script program to sort a list of elements using quick sort.
- c. Write a java script for loop that will iterate from 0 to 15 for each iteration, it will check if the current number is odd or even, and display a message to the screen.

Week-4:

Design the E-commerce application with External CSS Styles to make website attractive like changing background color, resize height & width dimensions & alignments.

Week-5:

- a. Develop static pages (using only HTML) of an online book store, the pages should resemble: www.amazon.com, the website should consist the following pages, home page, registration and user login, user profile page, books catalog, shopping cart, payment by credit card, order confirmation.
- b. Write an HTML page that contains a selection box with a list of 5 countries, when the user selects a country, its capital should be printed next to the list; Add CSS to customize the properties of the font of the capital (color, bold and font size).

Week-6:

1. Create required tables in database for Signin, Sinup, Cart & Item details.
2. Write JSP program to connect MYSQL database & do inserting & updating of required data.

Week-7:

Create a login application with the help of Sessions & Cookies.
Create JSP program to order item & generate receipt invoice.
Create JSP program to show Visitor's count of e-commerce site.

Week-8:

- a. Create Dynamic Catalog page which display selected Item list.
- b. A simple calculator web application that takes two numbers and an operator (+, ./,*and %) from an HTML page and returns the result page with the operation performed on the operands

Week-9:

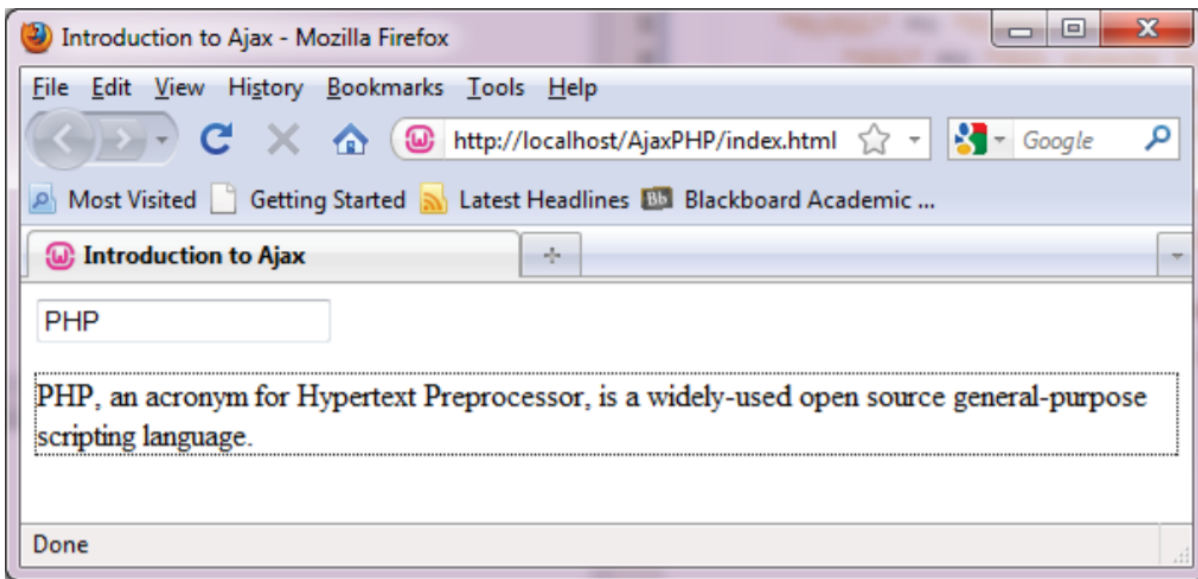
- a. Write a program to connect MySQL database using MySQLi functions in PHP.
- b. Write a PHP program to generate various reports using select queries & WHERE Clause.

Week-10:

- a. Create and save an XML document at the server, which contains 10 users Information.
Write a Program, which takes user Id as an input and returns the User details by taking the user information from the XML document
- b. Write a web service for finding what people think by asking 500 people's opinion for any consumer product.

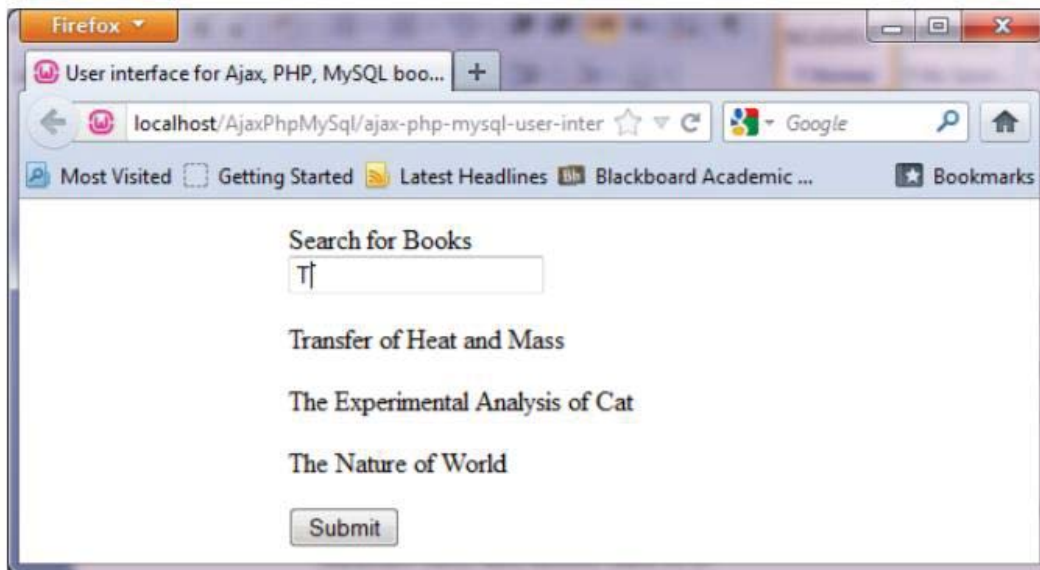
Week-11:

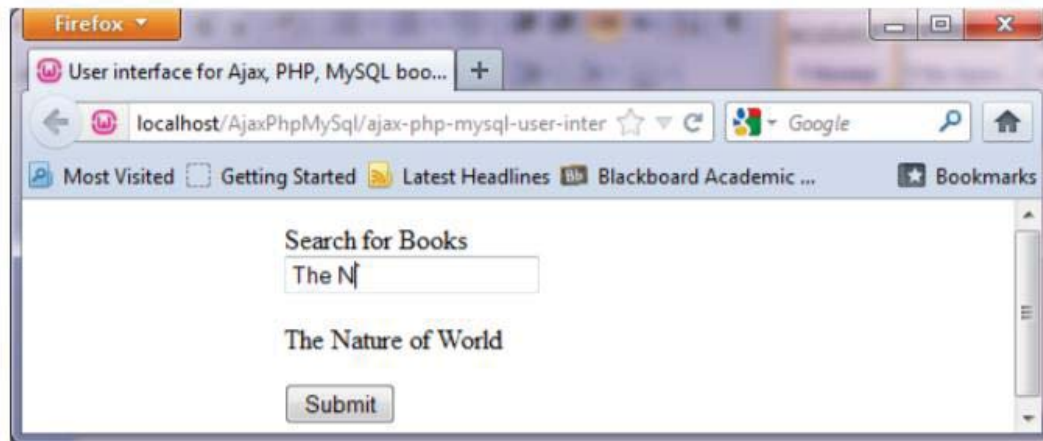
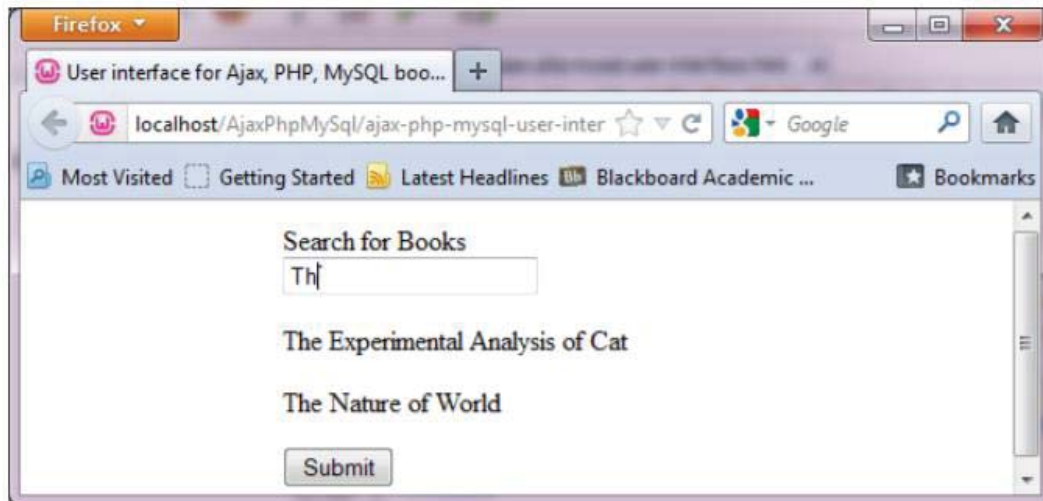
Create a text input field, where users may enter any of the words: PHP, MySQL, SQL, HTML, CSS, HTML5, CSS3, or JSON. Once you start typing the input field guides you. When finished typing, press enter and press a tab, you may see some text associated is displayed below. This text is stored in a PHP file. Remember that all that happens without reloading the page.



Week-12:

Create a small Ajax-enabled rich application. The application has an input text field. When the user types an alphabet in the given input field, a request goes to the PHP file via Ajax, a query is made to the MySQL table, it returns some results and then those results are fetched by Ajax and displayed.





Course Outcomes

Upon completion of the course, the students should be able to:

- Design the static web pages for an e-commerce web site.(L6)
- Design the E-commerce application with External CSS Styles to make website attractive(L6)
- Write JSP program to connect MySQL database (L1)
- Create a small Ajax-enabled rich application(L6)
- Construct a basic website using HTML and Cascading Style Sheets.(L3)
- Build dynamic web page with validation using Java Script(L6)
- Develop Client/server side programs(L3)
- Utilize AJAX and web services to develop interactive web applications.(L3)

(19A12602P) DATA WAREHOUSING AND MINING LABORATORY

Course Objectives:

This course is designed to:

- Understand the mathematical basics quickly and covers each and every condition of data mining in order to prepare for real-world problems
- Explore various classes of algorithms that will be covered to give a foundation to further apply knowledge to diversedeeper into the different flavors of algorithms
- Have awareness about packages and libraries of R and also familiar with functions used in R for visualization
- Use R programming to conduct analytics on large real life datasets
- Familiarize students with various statistical measures Viz. Mean, Mode, Median...

List of Experiments:

1. Implement all basic R commands. Interact data through .csv files (Import from and export to .csv files).
2. Get and Clean data using swirl exercises. (Use 'swirl' package, library and install that topic from swirl).
3. Visualize all Statistical measures (Mean, Mode, Median, Range, Inter Quartile Range etc., using Histograms, Boxplots and ScatterPlots).
4. Create a data frame with the following structure.

EMP ID	EMP NAME	SALARY	START DATE
1	XYZ	5000	01-11-2013
2	ABC	7500	05-06-2011
3	PQR	10000	21-09-1999
4	IJK	9500	13-09-2005
5	EFG	4500	23-10-2000

- a) Extract two column names using columnname.
 - b) Extract the first two rows and then all columns.
 - c) Extract 3rd and 5th row with 2nd and 4th column.
5. Write R Program using 'apply' group of functions to create and apply normalization function on each of the numeric variables/columns of iris dataset to transform them into
 - i) 0 to 1 range with min-max normalization.
 - ii) a value around 0 with z-score normalization.

6. Create a data frame with 10 observations and 3 variables and add new rows and columns to it using 'rbind' and 'cbind' function.
7. Write R program to implement linear and multiple regression on 'mtcars' dataset to estimate the value of 'mpg' variable, with best R^2 and plot the original values in 'green' and predicted values in 'red'.
8. Demonstration of apriori algorithm on various data sets with varying confidence (%) and support (%).
9. Demonstrate the Classification Techniques using sample data Decision Tree, ID3 or CART.
10. Demonstrate k-means clustering using R.
11. Demonstrate k-medoids clustering using R.
12. Demonstrate density based clustering on iris dataset.
13. Demonstrate decision trees using 'readingSkills' dataset.
14. Demonstrate decision trees using 'iris' dataset using package party and 'rpart'.
15. Use a Corpus() function to create a data corpus then Build a term Matrix and Reveal word frequencies.

Course Outcomes:

At the end of the course, student will be able to

- Extend the functionality of R by using add-on packages (L2)
- Examine data from files and other sources and perform various data manipulation tasks on them (L4)
- Demonstrate Code statistical functions in R (L2)
- Apply R Graphics and Tables to visualize results of various statistical operations on data (L3)
- Apply the knowledge of R being gained to data analytics for real life applications (L3)

Text Books:

- 1) R and Data Mining: Examples and Case Studies, 1sted, Yan Chang Zhao, Springer, 2012.
- 2) R for Everyone, Advanced Analytics and Graphics, 2nded, Jared Lander, Pearson, 2018.

e-Resources:

- 1) www.r-tutor.com

(19A99601) MANDATORY COURSE: RESEARCH METHODOLOGY

COURSE OBJECTIVES :

The objective of this course is

- To understand the basic concepts of research and research problem
- To make the students learn about various types of data collection and sampling design
- To enable them to know the method of statistical evaluation
- To make the students understand various testing tools in research
- To make the student learn how to write a research report
- To create awareness on ethical issues in research

Syllabus

UNIT- I

Meaning of Research – Objectives of Research – Types of Research – Research Approaches – Guidelines for Selecting and Defining a Research Problem – Research Design – Concepts related to Research Design – Basic Principles of Experimental Design.

Learning Outcomes:-

After completion of this unit student will

- Understand the concept of research and its process
- Explain various types of research
- Know the steps involved in research design
- Understand the different research approaches

UNIT -II

Sampling Design – steps in Sampling Design –Characteristics of a Good Sample Design – Random Sampling Design. Measurement and Scaling Techniques-Errors in Measurement – Tests of Sound Measurement – Scaling and Scale Construction Techniques – Time Series Analysis – Interpolation and Extrapolation. Data Collection Methods – Primary Data – Secondary data – Questionnaire Survey and Interviews.

Learning Outcomes:-

After completion of this unit student will

- Understand the concept of sampling and sampling design
- Explain various techniques in measurement and scaling
- Learn various methods of data collection
- Design survey questionnaires for different kinds of research
- Analyze the questionnaires

UNIT- III

Correlation and Regression Analysis – Method of Least Squares – Regression vs Correlation – Correlation vs Determination – Types of Correlations and Their Applications

Learning Outcomes:-

After completion of this unit student will

- Know the association of two variables
- Understand the importance of correlation and regression
- Compare and contrast correlation and regression
- Learn various types of correlation
- Apply the knowledge of C&R Analysis to get the results

UNIT -IV

Statistical Inference: Tests of Hypothesis – Parametric vs Non-parametric Tests – Hypothesis Testing Procedure – Sampling Theory – Sampling Distribution – Chi-square Test – Analysis of variance and Co-variance – Multivariate Analysis

Learning Outcomes:-

After completion of this unit student will

- Know the statistical inference
- Understand the hypothesis testing procedure
- Compare and contrast Parametric and Non-parametric Tests
- Understand the use of chi-square test in investigating the distribution of categorical variables
- Analyze the significance of variance and covariance

UNIT -V

Report Writing and Professional Ethics: Interpretation of Data – Report Writing – Layout of a Research Paper – Techniques of Interpretation- Making Scientific Presentations in Conferences and Seminars – Professional Ethics in Research.

Learning Outcomes:-

After completion of this unit student will

- Learn about report writing
- Understand how to write research paper
- Explain various techniques of interpretation
- Understand the importance of professional ethics in research
- Design a scientific paper to present in the conferences/seminars

Course Outcomes:

At the end of the course, students will be able to

- Understand basic concepts and its methodologies
- Demonstrate the knowledge of research processes
- Read, comprehend and explain research articles in their academic discipline
- Analyze various types of testing tools used in research
- Design a research paper without any ethical issues

Text books:

1. C.R.Kothari, “Research Methodology:Methods and Techniques”,2nd edition, New Age International Publishers.
2. A Step by Step Guide for Beginners, “Research Methodology”: Ranjit Kumar, Sage Publications

REFERENCES:

1. P.Narayana Reddy and G.V.R.K.Acharyulu, “Research Methodology and Statistical Tools”, 1st Edition, Excel Books,New Delhi.
2. Donald R. “Business Research Methods”, Cooper & Pamela S Schindler, 9th edition.
3. S C Gupta, “Fundamentals of Statistics”, 7th edition Himalaya Publications.